

Đào Xuân Phương Trang (Chủ biên)
Nguyễn Thanh Bình - Đỗ Thị Kim Thanh

BẢN MẪU

TIẾNG ANH 3




EXPLORE OUR WORLD

SÁCH HỌC SINH



**NHÀ XUẤT BẢN
ĐẠI HỌC SƯ PHẠM TP HỒ CHÍ MINH**



Đào Xuân Phương Trang (Chủ biên)
Nguyễn Thanh Bình - Đỗ Thị Kim Thanh

BẢN MẪU

TIẾNG ANH 3



NHÀ XUẤT BẢN
ĐẠI HỌC SƯ PHẠM TP HỒ CHÍ MINH

 **NATIONAL
GEOGRAPHIC**
LEARNING

National Geographic Learning,
a Cengage Company

Tiếng Anh 3 - *Explore Our World*

Đào Xuân Phương Trang (Chủ biên)
Nguyễn Thanh Bình - Đỗ Thị Kim Thanh

Tiếng Anh 3 - *Explore Our World*
được chỉnh sửa từ quyền sách
Explore Our World 1 của các
tác giả:

JoAnn (Jodi) Crandall
Joan Kang Shin
Diane Pinkley

thuộc bản quyền của **NXB**
National Geographic Learning,
một phần của **NXB Cengage**.

Cover Image:
David Doubilet

© 2022 Cengage Learning, Inc.

ALL RIGHTS RESERVED. No part of this work covered by the copyright herein may be reproduced or distributed in any form or by any means, except as permitted by U.S. copyright law, without the prior written permission of the copyright owner.

“National Geographic”, “National Geographic Society” and the Yellow Border Design are registered trademarks of the National Geographic Society® Marcos Registradas

For product information and technology assistance, contact us at
Cengage Learning Vietnam Customer Support, 84-8-3925-7877

For permission to use material from this text or product, submit
all requests online at **Cengage.com/permissions**

Further permissions questions can be emailed to
permissionrequest@cengage.com

On the Cover

CLOWNFISH

FAST FACTS

Type: fish **Group name:** school

Average life span in the wild: 6 to 10 years

Size: 11 cm (4.3 in.)

— 11 cm —



Units 0-8

Unit 0 – Getting Started

page 6

Classroom language:

listen
read
point
say
write
draw
sing
count

Greetings:

Eddie the elephant
Polly the parrot
Mia the monkey
Freddy the frog

Hello/Hi, I'm Eddie.
My name's Eddie.
What's your name?

Hi, Polly. This is Eddie.
Hello. Nice to meet you, Eddie.
Nice to meet you, too.

Hi, Polly. How are you?
I'm good, thanks. And you?
I'm fine. Thank you.

Stand up, please.
Sit down, please.
Goodbye. / Bye.

Unit	Vocabulary	Language Focus	The Sounds of English	Value
1 My Classroom page 17	backpack board book chair clock computer crayon desk eraser glue map paper pen pencil picture ruler	I have a crayon. What is it? It's a pencil. How many pencils? One. Three. There is a book. There are two pens.	/u:/ school /p/ pen /b/ book	Work hard in school.
2 My World page 31	bird bush butterfly cloud flower moon mountain ocean pet dog rainbow river rock sky star sun tree	Is it a butterfly? Yes, it is. / No, it isn't. What is it? It's a tree. What are they? They're rocks. Where is the frog? It's on the rock. Where are the clouds? They're in the sky.	/aɪ/ sky /ɪ/ river /i:/ tree	Enjoy nature.

Project 1

page 45

Stop and Check 1A & 1B

page 46

Units 1–4 Review

page 81

The Alphabet:
A–Z
How do you spell your name?
M–I–A. Mia.

Numbers:
1–20

How old are you?
I'm ...
It's my birthday!
Happy birthday!

Colors:
red
purple
yellow
blue
orange
white
black
green

What color is it?
It's red.


Unit	Vocabulary	Language Focus	The Sounds of English	Value
3 My Family page 49	beautiful big brother father grandfather grandmother grandparents handsome mother old parents short sister small tall young	Who's this? The sister. How many brothers do you have? I have two brothers. I have no brothers. The sister is tall. Who's she? She's my sister. She's nine. Who's he? He's my grandfather. He's old.	/f/ family /s/ some /ʃ/ short	I love my family.
4 My House page 63	bathroom bed bedroom cleaning cooking dining room eating kitchen lamp living room playing sleeping sofa table taking a bath toilet washing dishes watching TV	Is there a flower in the dining room? Yes, there is. / No, there isn't. Are there any chairs in the kitchen? Yes, there are. / No, there aren't. Where are you? I'm at home. What are you doing? I'm cleaning. What is he/she doing? He's/She's watching TV.	/əʊ/ sofa /aʊ/ house /ɔɪ/ toilet	Be neat.
Project 2 page 77				
Stop and Check 2A & 2B page 78				

Unit	Vocabulary	Language Focus	The Sounds of English	Value
5 Cool Clothes page 83	boots brown closet dress gloves hanger hat jacket pants pink scarf shelf shirt shoes skirt socks	What are you wearing? I'm wearing yellow shoes. Are you wearing green gloves? Yes, I am. / No, I'm not. This is my blue scarf. That is my brown hat. These are my purple boots. Those are my green gloves.	/l/ like /w/ wear /h/ hat /sk/ skirt	Take care of your clothes.
6 My Toys page 97	ball bike car doll drum game kite plane puppet puzzle robot teddy bear top train truck yo-yo	What do you want? I want a ball. Do you want a kite? Yes, I do. Sure! I want a kite. No, I don't. Is this your robot? Yes, it is. / No, it isn't. Are these your balls? Yes, they are. / No, they aren't.	/t/ toy /d/ doll /eɪ/ game /ʊə/ sure	Share your toys.
Project 3 page 111				
Stop and Check 3A & 3B page 112				
Units 5–8 Review page 147				
Word List page 149				
Stickers				

Unit	Vocabulary		Language Focus	The Sounds of English	Value
7 My Body page 115	arm curly hair ear eye fly foot hair hand head	jump leg mouth nose round eyes run straight hair strong arms walk	These are my hands. Those are your hands. Our hands are small. His eyes are brown. Her eyes are brown. Their eyes are brown. Can you run? Yes, I can. I can run. No, I can't. She has round eyes. She can fly.	/m/ mouth /n/ nose /ɪə/ ear /eə/ hair	Be clean.
8 Good Food page 129	apple banana chicken coconut water cookie egg fish lemonade milk	milkshake orange juice rice sandwich soda soup tea vegetables water	What's your favorite food? Apples. I like apples. Do you like bananas? Yes, I do. I like bananas. No, I don't. I don't like bananas. There is an apple. There is a banana. There is some water. There are some eggs. There are many cookies. There are a lot of bananas. There is a lot of milk.	/æ/ apple /e/ egg /tʃ/ chicken /dʒ/ juice	Eat good food.
Project 4 page 143					
Stop and Check 4A & 4B page 144					

Unit 0 Getting Started

1 Look and listen. Repeat. TR: A2



2 Listen and point. Say. TR: A3

3 Say and do.

Listen!



1 Look and listen. Repeat. **TR: A4**



2 Listen and point. Say. **TR: A5**

3 Do. Guess and say.



1 Look and listen. Repeat. TR: A6



Eddie
the elephant



Polly
the parrot



Mia
the monkey



Freddy
the frog

Hello. I'm Eddie.
What's your name?



Hi. My name's Mia.

2 Listen. Role-play. TR: A7

What's your name?



I'm Polly.



What's your name?



My name's Freddy.



3 Ask and answer.

Hello. I'm Tom.
What's your name?



Hi. My name's Jane.



1 Look and listen. Repeat. TR: A8

Hi, Polly.
This is Eddie.



Hello. Nice to meet you, Eddie.



Nice to meet you, too.

2 Listen. Role-play. TR: A9

Hi, Mia. This is Freddy.



Hello. Nice to meet you, Freddy.



Nice to meet you, too.

Hi, Freddy.
This is Polly.



Hello. Nice to meet you, Polly.



Nice to meet you, too.

3 Say.

Hello, ...
This is ...



Hi. Nice to meet you, ...



...

1 Look and listen. Repeat. TR: A10

Hi, Polly. How are you?



I'm good, thanks.
And you?



I'm fine. Thank you.

2 Listen. Role-play. TR: A11

Hi, Mia.
How are you?



I'm fine, thanks.
And you?



I'm good. Thank you.

Hello, Freddy.
How are you?



I'm good, thank you.
And you?

I'm fine. Thanks.



3 Say.

Hi, How are you?

I'm Thank you.



I'm ... , thanks. And you?



1 Look and listen. Repeat. TR: A12



2 Look. Listen and circle. TR: A13



1. yes no



2. yes no



3. yes no

3 Say and do.

Stand up, please.



...



...



1 Look and listen. Repeat. TR: A14

A B C D E F G
H I J K L M N

2 Listen and point. Say. TR: A15

3 Listen and sing. TR: A16

4 Play a game.



1 Look and listen. Repeat. TR: A17



2 Listen and point. Say. TR: A18

3 Listen and sing. TR: A19

4 Look and listen. Repeat. TR: A20

How do you spell your name?



M-I-A. Mia.



5 Ask and answer.

How do you spell your name?

T-R-U-N-G. Trung.

1 Look and listen. Repeat. TR: A21

1
one

2
two

3
three

4
four

5
five

6
six

7
seven

8
eight

9
nine

10
ten

2 Look and listen. Repeat. TR: A22

How old are you, Freddy?



I'm five. How old are you, Polly?



I'm seven. It's my birthday!

Happy birthday!

3 Play a game.

How old are you?

Yes!



I'm six.

How old are you?

Oh no!



I'm seven.



4 Read and write. Say. 

Name: _____

Age: _____

Class: _____



1 Look and listen. Repeat. TR: A23

- | | | | | |
|----------------------|------------------------|-----------------------|-----------------------|----------------------|
| 11
eleven | 12
twelve | 13
thirteen | 14
fourteen | 15
fifteen |
| 16
sixteen | 17
seventeen | 18
eighteen | 19
nineteen | 20
twenty |

2 Read. Listen and circle. TR: A24

11 12 13 14 15 16 17 18 19 20

3 Count. Write and say.



1. H
2. X
3. O + H

7

4 Play a game.



1 Look and listen. Repeat. TR: A25



2 Listen and point. Say. TR: A26

3 Look and listen. Repeat. TR: A27

What color is it?



It's red.

4 Ask and answer.

What color is it?



It's green.



Unit 1

My Classroom

Look and check. ✓✎

I see _____.

- a house
- a school

A school in Nha Trang, Việt Nam

1 Look and listen. Repeat. TR: A28

2 Listen and point. Say. TR: A29



3 Guess and say.



1 Look and listen. Repeat. TR: A30

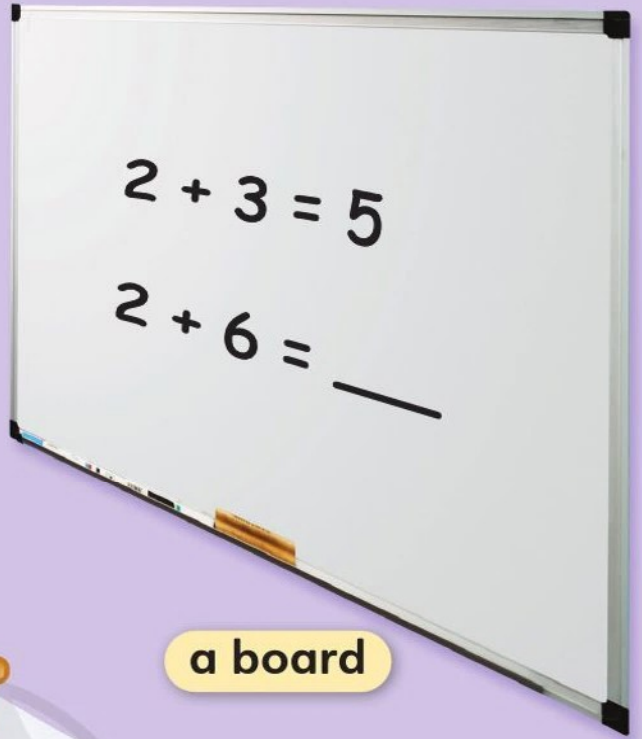
2 Listen and point. Say. TR: A31



a clock



a pencil



a board



a crayon



3 Say.

This is a pencil.



It's yellow.



1 Look and listen. Repeat. TR: A32

I **have** a crayon.



I **have** a book.

2 Look. Listen and number. TR: A33 



3 Draw and say. 

I have a pencil.



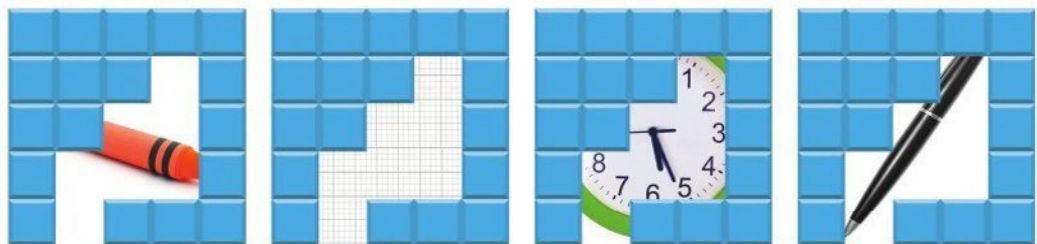

1 Look and listen. Repeat. TR: A34



2 Look. Listen and circle. TR: A35



3 Ask and answer.



1 Look and listen. Repeat. TR: A36

a book



an eraser




a ruler



glue

2 Point and say.

3 Play a game.



1 Look and listen. Repeat. TR: A37



a chair



a desk



a picture



a backpack

2 Point and say.

3 Play *Read My Lips*.



Chair. It's a chair.

1 Look and listen. Repeat. TR: A38



How many pencils?

Three.



One.

How many crayons?


2 Look. Listen and check. ✓ TR: A39 




yes no



yes no



yes no



yes no


3 Draw. Ask and answer. 

How many erasers?



Six.

1 Look and listen. Repeat. TR: A40



2 Look. Listen and circle. TR: A41



3 Make the cards. Say and play.



1 2 3 4 5

1 Listen and repeat. TR: A42

oo
school
too

2 Listen and sing. TR: A43

*This is my school.
This is your school.
This is my school.
I like my school.*

3 Play a game.



1 Listen and repeat. TR: A44

p
pen
paper

b
book
bye



2 Listen and chant. TR: A45

*I have my red backpack,
and I have my board.
I have glue and paper.
Come and look!*

*I have my computer,
and I have my pen.
I have books and pencils.
Come and look!*

3 Use the words in the box. Play Bingo.

paper board pen computer book
pencil bye point birthday purple



1 Listen and read. TR: A46

It's a Crayon!

Look! It's a crayon.

What color is it?

It's blue.

Look! Is it a crayon?

No, it isn't. It's a pencil. It's yellow.

I have a yellow pencil, too.



2 Read and circle.

- | | | |
|---------------------------|-----|----|
| 1. The crayon is blue. | yes | no |
| 2. There are two crayons. | yes | no |
| 3. There are two pencils. | yes | no |

3 Read and answer.

I have a crayon. It's blue.
What about you?



1 Listen and read. TR: A47



I have a book. It's red.

I read it. I love my book.

2 Look and read. Say.

I have a pen. It's blue.
I write with it. I love my pen.

I have



3 Write 10–15 words. Use the words in the box. 

crayon

red

color

1 Look and listen. Repeat. TR: A48

Work hard in school.

I listen. I talk. I read. I write.
I work hard in school.

2 Think. What do you do in school?

3 Share.

I read. I draw. I sing.
I work hard in school.

A Vietnamese student in a classroom

Unit 2

My World

Look and check. ✓ ✎

I see _____.

- a frog
- a buffalo

A farmer family in Mộc Châu, Việt Nam

1 Look and listen. Repeat. TR: A49

2 Listen and point. Say. TR: A50

the sky

a tree



a bird



a butterfly

3 Look. Guess and say.

It's a bird.




Oh no!

1 Look and listen. Repeat. TR: A51

2 Listen and point. Say. TR: A52



the sun



a pet dog

a rock

a river

3 Guess and say.

It's green.




Yes!



It's a tree.

1 Look and listen. Repeat. TR: A53

Is it a butterfly?



No, it isn't.



Is it a bird?



Yes, it is.

2 Look. Listen and draw lines. TR: A54



1



2



3



3 Draw and color. Ask and answer.

Is it a butterfly?



Yes, it is.



1 Look and listen. Repeat. TR: A55

What is it?

It's a tree.

They're rocks.

What are they?

2 Look. Listen and circle. TR: A56

1.

2.

3.

4.

3 Look. Ask and answer.

What are they?

They're pet dogs.

1 Look and listen. Repeat. TR: A57



the moon





2 Point and say.

3 Draw and color. Say. 

They're yellow stars.



1 Look and listen. Repeat. TR: A58



2 Point and say.

3 Make the cards. Listen and play. Point and say. TR: A59 

Number 1. What is it?



1

2

3

4

5

1 Look and listen. Repeat. TR: A60



2 Look. Listen and check. ✓ TR: A61



1. yes no



2. yes no



3. yes no

3 Draw. Ask and answer. 📅



1 Look and listen. Repeat. TR: A62



Where is the **butterfly**?

It's on the flower.

Where **are** the **clouds**?

They're in the sky.



2 Look. Listen and number. TR: A63 



○



○



○



○

3 Ask and answer.

Where are the clouds?

1 Listen and repeat. TR: A64

y

sky
butterfly



2 Listen and sing. TR: A65

Where are the birds?
They're in the sky.

Where are the sun and the moon?
They're in the sky.

The sky is part of our world.

3 Say. Circle the words with y as in sky. 

my

say

Freddy

butterfly



1 Listen and repeat. TR: A66

i
river
fish

ee
tree
green

2 Listen and chant. TR: A67

Where are the trees?
They're in the mountains.
The trees are green.
I like the trees.

Where are the fish?
They're in the river.
Sing in the mountains!
Sing to the fish!



3 Say. Circle the odd one out.

1. sing tree sit

2. three see fish

1 Listen and read. TR: A68

Rainbows

Look! A rainbow! There is a rainbow in the sky.

There are seven colors in the rainbow. They are red, orange, yellow, green, blue, indigo, and violet. Do you like the rainbow?



2 Read and check.



1. Where is the rainbow?

in the sky


in the river

2. How many colors?

six

seven

3 Draw and color your rainbow. Talk about your rainbow.



1 Listen and read. TR: A69



I have a picture. There are four boys and three girls in the picture. They're on a mountain. The mountain is green. There is a rainbow. It's in the sky.

2 Look at the picture in 1. Answer the questions.

How many boys and girls?
Where are they?

How many rainbows?
Where is it?

3 Write 10–15 words. Use the words in the box. 

bird bush red

1 Look and listen. Repeat. TR: A70

Enjoy nature.

I like the river. It's green.
I enjoy nature.

2 Think. What do you see?

3 Share.

I see rocks and mountains.
They're white. I enjoy nature.

Wadi Bani Khalid, Oman

Project 1

1 Make a poster about nature.



1. Draw the pictures.



2. Color the pictures.



3. Cut and glue.



4. Write your name.

2 Ask and answer.

What is it?

It's a bird.

What color is it?

It's green.

Where is it?

It's in the tree.

3 Present.

Look! This is a tree. It's green. There are two birds. They're black. They're in the trees.



Stop and Check 1A

Start



Win = 2 spaces
Lose = 1 space

Finish



Look. Ask and answer.

How many erasers?

Six.



Stop and Check 1B

1 Look. Listen and circle. TR: A71

1.



2.



3.



2 Read and draw lines.

- | | | | |
|---------------------------|-----------------------|-----------------------|---------------------------------|
| 1. Where is the bird? | <input type="radio"/> | <input type="radio"/> | a. Four. |
| 2. How many crayons? | <input type="radio"/> | <input type="radio"/> | b. It's in the tree. |
| 3. Is it a butterfly? | <input type="radio"/> | <input type="radio"/> | c. They're on the desk. |
| 4. Where are the pencils? | <input type="radio"/> | <input type="radio"/> | d. No, it isn't. It's a flower. |

3 Reorder the words. Write the sentences.

- the desk / on / is / There / a book / _____.
- is / the dog / Where _____?
- in / the sky / is / The cloud _____.
- birds / are / the bush / There / in / two _____.

4 Ask and answer.

Is it a book?

Yes, it is.

What color is it?

It's yellow.



Unit 3

My Family

Look and check. ✓✎

I see _____ people.

three


four



A family at Bryce Canyon National Park, USA

1 Look and listen. Repeat. TR: A72

2 Listen and point. Say. TR: A73



3 Play a game.


There is a brother.

There is a brother.



1 Look and listen. Repeat. TR: A74

2 Listen and point. Say. TR: A75




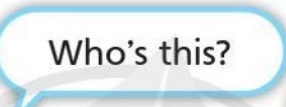


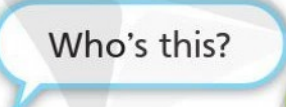


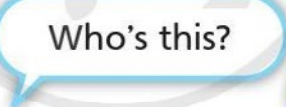
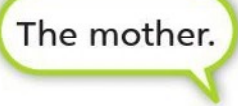
3 Draw and share. 



1 Look and listen. Repeat. TR: A76



2 Look. Read and draw lines. ✓ ✎

1.		•	•	a. 	
2.		•	•	b. 	
3.		•	•	c. 	

3 Point. Ask and answer.



1 Look and listen. Repeat. TR: A77



How many brothers **do you have?**



I **have** two brothers.

How many sisters **do you have?**

I **have** no sisters.



2 Look. Listen and draw lines. TR: A78 



3 Ask and answer.

How many sisters do you have?

I have ...

1 Look and listen. Repeat. TR: A79



young



old



tall

short

2 Point and say.

3 Do. Guess and say.



1 Look and listen. Repeat. TR: A80



2 Point and say.

3 Draw and say. Guess. 

Beautiful. This is my



1 Look and listen. Repeat. TR: A81




The sister **is** tall.

The brother **is** short.



2 Look. Read and write.




1. The grandfather _____.

2. The family _____.

3 Make the cards. Say and play.

Number 1.
The grandfather is old.

Yes, he's old.
My turn.



1

2

3


4

5

1 Look and listen. Repeat. TR: A82



2 Make the cards. Listen and play. TR: A83



3 Draw a family tree. Ask and answer.



1 Listen and repeat. TR: A84

f

family
father

2 Listen and sing. TR: A85


*Do you have a big family?
Do you have a big family?
Do you have a big family?
Yes, my family is big!*

*There are two boys in my family.
There are two girls in my family.
There are six people in my family.
And I love them all!*

*Some are short. And some are tall.
I have a big family. And I love them all!
I love them all! I love them all!*

3 Play Bingo.

family	four
five	buffalo
father	grandfather
fifteen	fourteen
fine	beautiful



1 Listen and repeat. TR: A86

s
some
sister

sh
short
bush

2 Listen and chant. TR: A87

*This is my sister.
My sister is short.
Sit with my sister.
Sing some songs!*

*This is my sister.
My sister is short.
Play with my sister.
Sing some songs!*

3 Play a game.

I say "Sing".

I say "Sun".



1 Listen and read. TR: A88

Families in the World

I'm Ahmet. My family is from Turkey. My family is small. I have no brothers or sisters.

I'm Juana. My family is from Mexico. My family is big. There are nine people! I have four brothers.

2 Read again. Write Ahmet or Juana. 



1. _____



2. _____

3 Read and answer.



I'm Mary. My family is small. I have one brother and no sisters. What about you?

1 Listen and read. TR: A89



	My father is tall. My mother is short. My sister is small. She's four.

2 Write and share. 

	Me	My friend
Grandfather	Old	
Grandmother		
Father		
Mother		
Sister		
Brother		

3 Draw and write about your family.
Write 10–20 words. 

1 Look and listen. Repeat. TR: A90

Love your family.

I love my small family.
We work and we play.

2 Think. What do you do with your family?

3 Share.

I love my big family.
We draw and we sing.

A happy family

Unit 4

My House

Look and check. ✓ 

The house is _____.

- big
- small



Drina River House, Serbia

1 Look and listen. Repeat. TR: B1

2 Listen and point. Say. TR: B2

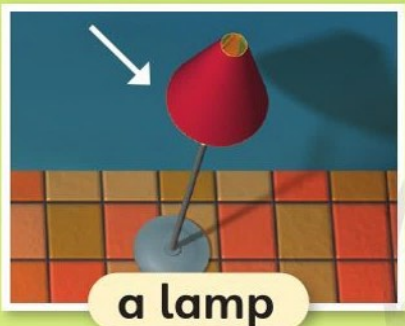



3 Play a game.



1 Look and listen. Repeat. TR: B3

2 Listen and point. Say. TR: B4



3 Guess and say.

In the living room.

There is a sofa.



1 Look and listen. Repeat. TR: B5

Is there a table in the dining room?



Yes, there is.



Is there a sofa in the dining room?

No, there isn't.

2 Look. Listen and check. ✓ TR: B6

1. yes no

2. yes no

3. yes no

4. yes no

5. yes no

6. yes no



3 Look at the picture in 2. Ask and answer.

Is there a clock in the bedroom?

No, there isn't.

1 Look and listen. Repeat. TR: B7



Are there any chairs in the kitchen?



Yes, **there are.**



Are there any sofas in the kitchen?

No, **there aren't.**

2 Look. Listen and number. TR: B8



3 Look at the picture in 2. Ask and answer.

Are there any lamps in the bathroom?

No, there aren't.

1 Look and listen. Repeat. TR: B9



eating



cleaning



cooking



washing dishes

2 Point and say.

3 Say and do.

Listen! I say "eating".



1 Look and listen. Repeat. TR: B10



taking a bath



sleeping



watching TV



playing

2 Point and say.

3 Make the cards. Say and play. 📅

Number 1. Sleeping.
How do you spell it?

S-L-E-E-P-I-N-G.
Number 2. Watching TV.



1

2

3

4

5

1 Look and listen. Repeat. TR: B11



2 Look. Listen and draw lines. TR: B12 



watching TV

cooking

taking a bath

eating

sleeping

cleaning



3 Point to the pictures in 2. Ask and answer.

Where are you?

I'm in the kitchen.

What are you doing?

I'm cooking.

1 Look and listen. Repeat. TR: B13

What is he **doing**?



He's **watching TV**.

What is she **doing**?



She's **cooking**.

2 Look. Listen and number. TR: B14



3 Point. Ask and answer.



What is he **doing**?

He's **eating**.



1 Listen and repeat. TR: B15



2 Listen and sing. TR: B16

Where do you sleep?


I sleep in the bedroom.

Is there a bed?

Yes, there is.

At home, my home, at home, where I live.

3 Look and say. Draw lines. 



 as in **sofa**





1 Listen and repeat. TR: B17

ou
house
cloud

oi
toilet
point

2 Listen and chant. TR: B18

*Where do you sleep?
I sleep on the cloud.
Is there a toilet?
No, no, there isn't.*

*Where do you sleep?
I sleep on the cloud.
I am the moon. I like my cloud.
Point to the moon. Point to the cloud.
Point to the moon. Point to the cloud.*



3 Play a game.

House

House, cloud

House, cloud, count



1 Listen and read. TR: B19

My House in Greece

Hi,

This is my house in Greece. It's white and blue. In the house, there is a living room, a bedroom, a kitchen, and a bathroom. I am writing in my bedroom.

Love,
Maya



2 Read and check. ✓✎

1. The house is blue and white. yes no
2. There is a dining room in the house. yes no
3. There are four rooms in the house. yes no
4. Maya is writing in the bedroom. yes no

3 Read and answer.

My house is small. There is a living room and two bedrooms. I love my house. What about you?



1 Listen and read. TR: B20



This is my bedroom.
 It's small. It's blue.
 There is a bed and
 a lamp in my bedroom.

2 Complete the table.

	Me	Friend 1	Friend 2
Room	kitchen		
Big or small			
Color			
Things			

3 Write about a room in your house. Write 10–20 words.

1 Look and listen. Repeat. TR: B21

Be neat.

I sleep in my bedroom.
I love it. I clean it.

2 Think. What do you see?

3 Share.

I eat in my kitchen.
I love it. I clean it.

A child's bedroom

Project 2

1 Make a house.



1. Draw the pictures.



2. Color the pictures.



3. Cut and glue.



4. Write your name.

2 Ask and answer.

What is it?

It's a chair.

Where is it?

It's in my bedroom.

3 Present.

This is my house. There are four rooms: a living room, a bathroom, a bedroom, and a kitchen. There is a chair in the living room. There is a bed in the bedroom.




Stop and Check 2A

Start



Win = 2 spaces Lose = 1 space

Finish



Look. Ask and answer.

What is he doing?

He's taking a bath.



Stop and Check 2B

1 Look. Listen and circle. TR: B22

1.



2.



3.



4.



2 Listen to the answers. Check the correct questions. TR: B23

1. Where are you?

Who's she?

2. How old are you?

How many sisters do you have?

3. Where's your sister?

Who's she?

4. How are you?

What are you doing?

3 Reorder the words. Write the sentences.

1. taking / I / a / bath / am

_____.

2. have / I / a / family / big

_____.

3. in / is / the kitchen / My father

_____.

4. am / in / bedroom / my / I


_____.

5. the living room / a sofa / There / is / in

_____.

Units 1–4 Review

1 Look. Listen and number. TR: B24



2 Listen and check. TR: B25

1. There is a sofa in the living room.
There is a chair in the living room.
2. They're in the classroom.
They're at home.
3. He's watching TV.
He's eating.
4. There are three people in my class.
There are three people in my family.
5. There is a clock in the dining room.
There is a map in the living room.

3 Read and **circle**.

1. What is it? It's a frog. / They're frogs.
2. Where are you? I'm eating. / I'm in the kitchen.
3. Is there a chair in the living room? Yes, it is. / No, there isn't.
4. Who's he? He's my brother. / He's short.
5. How many brothers do you have? No, I don't. / I have no brothers.

Units 1–4 Review

4 Read and draw lines.

1. It's in the classroom. You sit on it.
2. It's in the house. You cook in this room.
3. They're beautiful. They're in the sky.



5 Look at the picture. Ask and answer.

Where's the mother?

She's in the kitchen.



6 Write about your classroom. Write 10–20 words.

My classroom is _____. There is _____. There are _____.

I love my classroom.

Unit 5

Cool Clothes

Look and check. ✓ ✎

What colors do you see?

- pink, white, green
- black, yellow, red

A Guatemalan girl

1 Look and listen. Repeat. TR: B26

2 Listen and point. Say. TR: B27



a skirt



a jacket



a dress



a shirt

3 Play a game.

How do you spell *skirt*?

S-K-I-R-T.



1 Look and listen. Repeat. TR: B28

2 Listen and point. Say. TR: B29



gloves



pants



socks



shoes

3 Draw and say. 

They're red shoes.




Nice!

1 Look and listen. Repeat. TR: B30



2 Look. Listen and color. TR: B31



3 Draw and play.



1 Look and listen. Repeat. TR: B32

Are you **wearing** green gloves?

Yes, I **am**.



No, I'm **not**.

2 Look. Listen and check. ✓ TR: B33 ✎



1. yes no



2. yes no



3. yes no

3 Draw and play.

Are you wearing a yellow shirt?

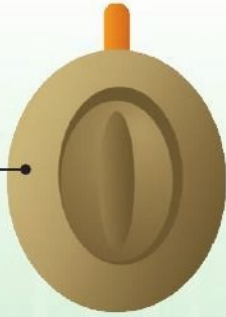


No, I'm **not**.

1 Look and listen. Repeat. TR: B34



brown



a hat



a scarf

boots



2 Point and say.

3 Play a game.

I'm wearing a hat.



I'm wearing a hat and a scarf.



I'm wearing a hat, a scarf, and a jacket.



1 Look and listen. Repeat. TR: B35



2 Point and say.

3 Guess and say. 

There is a hanger.



Yes!



1 Look and listen. Repeat. TR: B36

This is my blue scarf.



That is my brown hat.



2 Look. Listen and number. TR: B37



3 Make the cards. Say and play.

Number 1. This is my pink hat.



Number 2. That is my brown jacket.



1

2

3

4

5

1 Look and listen. Repeat. TR: B38

These are my purple boots.




Those are my green gloves.




2 Look. Listen and check. ✓ TR: B39


1.



2.



3.



3 Use the things around you. Say.

These are my red pens.



1 Listen and repeat. TR: B40

l
like
look

w
wear
watch

2 Listen and sing. TR: B41

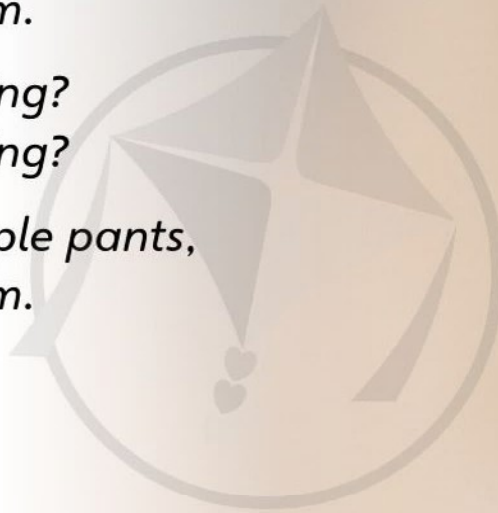
*What are you wearing?
What are you wearing?*

*I'm wearing my brown shoes,
and I really like them.*

*What are you wearing?
What are you wearing?*

*I'm wearing my purple pants,
and I really like them.*

*I like my shoes!
I like my pants!
I like my shirt!
I like my skirt!*



3 Say. Draw lines. 

color

word

lamp

l as in **l**ook

w as in **w**atch

wash

listen

wear

1 Listen and repeat. TR: B42

h

hat
house

sk

skirt
desk

2 Listen and chant. TR: B43

*Hat, hat, hat.
The hat is on the desk.
Skirt, skirt, skirt.
The skirt is on the desk.
Oh no!*

*Hat, hat, hat.
The hat is in the closet.
Skirt, skirt, skirt.
The skirt is in the closet.
Hooray!*

3 Say. Circle the odd one out.

1. skirt sky clock

2. home chair house

1 Listen and read. TR: B44

Clothes are Fun!

People wear special clothes on special days. In Việt Nam, people wear áo dài. In Korea, people wear jackets and long skirts. In Turkey, people wear pants, long robes, and jackets.



2 Read and circle.

- | | | |
|---|-----|----|
| 1. People wear áo dài in Việt Nam. | yes | no |
| 2. People wear long robes in Korea. | yes | no |
| 3. People wear jackets in Korea and Turkey. | yes | no |

3 Ask and answer.

What are you wearing?

I'm wearing a white shirt, blue pants, and black shoes.



1 Listen and read. TR: B45

He's Roy. He's wearing
white pants. Those are
his black shoes. That is
his green hat.



2 Look and say.



She's Jenny



He's Mark

3 Write about Jenny or Mark. Write 10–20 words.



1 Look and listen. Repeat. TR: B46

Take care of your clothes.

I love my clothes.
I take care of them.
I clean them.

2 Think. How do you take care of your clothes?

3 Share.

I love my shoes.
I take care of them.
I clean them.

Happy kids in Sweden

Unit 6

My Toys

Look and check. ✓ ✎

The toys are red, blue,
and yellow.

yes

no



1 Look and listen. Repeat. TR: B47



a train



a bike



a car



a truck



2 Listen and point. Say. TR: B48

3 Play a game.

Point to the train!



1 Look and listen. Repeat. TR: B49



a ball



a kite



a top



a yo-yo

2 Listen and point. Say. TR: B50

3 Draw. Guess and say. 



1 Look and listen. Repeat. TR: B51

What **do** you **want**?



I **want** a ball.

2 Look. Listen and draw lines. TR: B52 

1. Dao



2. Clare




3. Tariq



a.



b.



c.



3 Ask and answer. Check.  

What do you want?



I want a top.

- a train
- a truck
- a top
- a car



Me

- a train
- a truck
- a bike
- a car
- a kite
- a ball
- a top

My friend

- a train
- a truck
- a bike
- a car
- a kite
- a ball
- a top

1 Look and listen. Repeat. TR: B53


Do you want a ball?



Yes, I do.




Sure! I want a ball.



No, I don't.



2 Look. Listen and find. Draw lines. TR: B54



3 Look at the toys in 2. Ask and answer.

Do you want a top?



Yes, I do.



1 Look and listen. Repeat. TR: B55



a robot



a teddy bear



a doll



a puppet

2 Point and say.

3 Draw and play.

Is it a doll?

No!



1 Look and listen. Repeat. TR: B56



a game



a puzzle



a drum



a plane

2 Point and say.


3 Say and draw. 

I want a drum.

OK.



1 Look and listen. Repeat. TR: B57



2 Read and look. Listen and circle. Write. TR: B58 

1. Is this your



? _____, it _____.

2. Is this your



? _____, it _____.

3 Make the cards. Ask and answer. 

Is this your teddy bear?

Yes, it is.



1 Look and listen. Repeat. TR: B59

Are these your balls?

Yes, they are.



Are these your tops?

No, they aren't.



2 Look and read. Listen and check. ✓ TR: B60 

SHOW AND TELL TODAY



1. Is this your teddy bear? yes no
2. Are these your puppets? yes no

3 Make the cards. Ask and answer. 

Are these your tops?



No, they aren't.

1 Listen and repeat. TR: B61

t
toy
robot

d
doll
bed

2 Listen and sing. TR: B62

*Do you want to play?
Do you want to play with me?
Do you want to play?
Do you want to play with me?
Do you want to play?
Do you want to play with me?
Yes, I do! Yes, I do.*

3 Play a game.



1 Listen and repeat. TR: B63

a_e
game
plane

ure
sure

2 Listen and chant. TR: B64

*Do you want a game?
Sure, sure, sure!
Come and play with my game!*

*Do you want a plane?
Sure, sure, sure!
Come and play with my plane!*

3 Say. Circle the odd one out. 

1.

name

game

ball

2.

sure

glue

blue



1 Listen and read. TR: B65

We ♥ teddy bears!

People love teddy bears. Children play with them and sleep with them. There are even teddy bear museums! Look at the picture! This teddy bear museum is in Korea. There are many teddy bears here. Do you want a teddy bear?



2 Read and circle. 

- | | | |
|--|-----|----|
| 1. People don't love teddy bears. | yes | no |
| 2. Children sleep with teddy bears. | yes | no |
| 3. The teddy bear museum is in Việt Nam. | yes | no |

3 Say.

I play with my teddy bear and my train. Do you want the teddy bear?



1 Listen and read. TR: B66



These are my robots.
They're red and black.
I play with my robots.


2 Look and answer.



What is it?

What color is it?

What do you do with it?

3 Write about your toy. Write 10–20 words. 

1 Look and listen. Repeat. TR: B67

Share your toys.

I share my toys with my friends.
We play together.

2 Think. What do you share with your friends?

3 Share.

I share my games with my friends.
We play together.

A toy dinosaur

Project 3

1 Make a toy.



1. Draw your toy.



2. Color.




3. Cut.



4. Glue.

2 Ask and answer.



3 Present.



This is my puppet.
It's blue, black, and white. I play with it.
I love it.

Stop and Check 3A



Win =  = 2 spaces

Lose =  = 1 space

Finish



Look. Ask and answer.

Do you want a truck?



Yes, I do.



Stop and Check 3B

1 Read. Listen and check. ✓ TR: B68 ✎

- I want a top. I'm wearing a blue shirt.
- No, they aren't. I have two brothers.
- No, I don't. No, it isn't.
- Yes, they are. Yes, it is.

2 Read and look. Circle. ✎



a yellow jacket /
a brown jacket



a blue train /
a black train



an orange shirt /
a purple shirt

3 Read and check. ✓ ✎

I am Mary. I am wearing a yellow dress, white socks, and black shoes. My hat is green. I have a teddy bear. It's brown. I love my teddy bear.

- I am wearing a yellow shirt and black shoes. yes no
- I have a green hat. yes no
- My teddy bear is brown. yes no

4 Write about your clothes and your toys.

Write 10–20 words. ✎

I am wearing _____.

I have _____.

Unit 7

My Body

Look and check. ✓ 


I see a doll.

- yes
- no

Face painting in
Kolkata, India

1 Look and listen. Repeat. TR: B69

2 Listen and point. Say. TR: B70



3 Say and point.

Point to your head.



1 Look and listen. Repeat. TR: B71

2 Listen and point. Say. TR: B72



3 Say and draw. 



1 Look and listen. Repeat. TR: B73

These are **my** hands.

Those are **your** hands.

Our hands are small.



2 Look. Listen and check. ✓ TR: B74 

1.



2.



3.



3 Draw. Point and say. 

These are my legs.

Here.

Yes!



1 Look and listen. Repeat. TR: B75



His eyes are brown.



Her eyes are brown.



Their eyes are brown.



2 Look. Listen and number. TR: B76 



3 Point to the pictures in 2. Say.

Their eyes are big.

1 Look and listen. Repeat. TR: B77



curly hair



straight hair



round eyes



strong arms

2 Point and say.

3 Do. Guess and say.

You have round eyes.



1 Look and listen. Repeat. TR: B78



run



jump



fly



walk

2 Point and say.

3 Play a game.

I'm a bird.
Fly with me.



1 Look and listen. Repeat. TR: B79

Can you run?





Yes, I **can**. I **can** run.

Can you fly?



No, I **can't**.

2 Make the cards. Listen and play. TR: B80 



3 Ask and write. 

Can you sing, Mary?

Yes, I can.



sing	cook	draw	run
Mary			

1 Look and listen. Repeat. TR: B81

She **has** round eyes.
She can fly.



2 Look. Listen and number. TR: B82 



3 Draw a friend. Say. 

She has curly hair.



She can run.



1 Listen and repeat. TR: B83

m

mouth
map

n

nose
nrun

2 Listen and sing. TR: B84

*My body, my body!
It's fun to move my body!
My body, my body!
Can you dance with me?*

*Mouth, mouth. Move your mouth.
Mouth, mouth. Move your mouth.
Mouth, mouth. Move your mouth.
Can you sing with me?*

3 Say. Circle the odd one out.

1. pen move sun

2. map move train



1 Listen and repeat. TR: B85

ea
ear y ear

ai
h air ch air

2 Listen and chant. TR: B86

*Ear, ear. Move your ear.
Ear, ear. Move your ear.
Can you move your ear?
No, I can't.*

*Hair, hair. Move your hair.
Hair, hair. Move your hair.
Can you move your hair?
Yes, I can.*

3 Play Read My Lips.



1 Listen and read. TR: B87

Monsters!

Can you draw a monster?


Yes, I can. Look! This is my monster!

Oh, he has one eye.
The eye is big!

And he has four legs. The legs are short.

Can your monster run?

Yes. He can run and jump. He can't fly.

2 Read and circle. 

1. The monster has _____.
2. It has _____ legs.
3. The monster can _____.

- | | |
|------------|-------------|
| a. one eye | b. two eyes |
| a. big | b. short |
| a. jump | b. fly |

3 Ask and answer.


1. Can you draw a monster?
2. Can your monster run?
3. Can your monster jump?

1 Listen and read. TR: B88



This is my monster. He is green.
His body is small. He has short
arms. He can sing.

2 Look and say.



This is my monster. Her body is

3 Draw your monster. Write about it.
Write 10–20 words. 

1 Look and listen. Repeat. **TR: B89**

Be clean.

I wash my hands.
I wash my body.
I am clean.

2 Think. What do you do
to be clean?

3 Share.

I wash my body.
I brush my teeth.
I am clean.

Hands under running water

Unit 8

Good Food

Look and check. ✓

I see _____.

- bananas
- apples

A street vendor in Hội An, Việt Nam

1 Look and listen. Repeat. TR: B90

2 Listen and point. Say. TR: B91



a banana



an apple



a cookie



an egg



a sandwich

3 Play a game.



Is it a sandwich?

Yes, it is.



1 Look and listen. Repeat. TR: B92

2 Listen and point. Say. TR: B93



soup



rice



chicken



fish



vegetables

3 Role-play.

Do you want chicken?

Do you want an apple?

No, I don't.
I'm a monkey.

Yes, I do.
I love apples.



1 Look and listen. Repeat. TR: B94

What's your favorite food?



Apples. I like apples.

2 Look. Listen and draw lines. TR: B95



1.



2.



3.



4.



3 Ask and answer. Write.

Name	Favorite food

What's your favorite food, Nga?

Sandwiches. I like sandwiches.

1 Look and listen. Repeat. TR: B96

Do you **like** bananas?

Yes, I **do**. I **like** bananas.



No, I **don't**.
I **don't like** bananas.



2 Look. Listen and circle. Write. TR: B97



1. I like _____.

2. I like _____.

3. I like _____.

3 Point to the picture in 2. Ask and answer.

Do you like fish?

Yes, I do. I like fish.

1 Look and listen. Repeat. TR: B98



orange juice



water



lemonade



coconut water

2 Point and say.

3 Ask and answer.

Do you want lemonade?

No, I don't.



1 Look and listen. Repeat. TR: B99



milk



milkshake



soda



tea

2 Point and say.

3 Ask and answer.

Do you like milk?

Yes, I do.



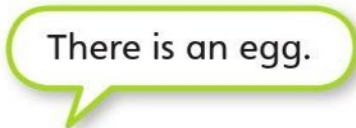
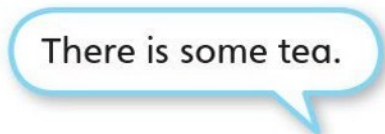
1 Look and listen. Repeat. TR: B100



2 Look. Listen and circle. TR: B101



3 Point to the pictures in 2. Say.



1 Look and listen. Repeat. TR: B102

There are **some** eggs.

There are **many** cookies.

There are **a lot of** bananas.

There is **a lot of** milk.



2 Look and write. Say.

1.



There _____ bananas.

2.



There _____ eggs.

3.



There _____ water.

4.



There _____ tea.

3 Use the things around you. Say.

There are some erasers.



1 Listen and repeat. TR: B103

a

apple
sa**n**dwich

e

egg
de**s**k

2 Listen and sing. TR: B104

Apples?

I like apples!

Yes, I do! Yes, I do! Yes, I do!

I like apples! Yes, I do. I like them very much.

Eggs?

I like eggs!

Yes, I do! Yes, I do! Yes, I do!

I like eggs! Yes, I do. I like them very much.

3 Look and say. Draw lines. 



a as in sa**n**dwich

e as in **e**gg



1 Listen and repeat. TR: B105

ch

chicken
kitchen

j

juice
jump

2 Listen and chant. TR: B106

Chicken, chicken, chicken.

My favorite food!

I cook chicken.

I cook it in the kitchen.

Juice, juice, juice.

My favorite drink!

I like juice.

I drink a lot of juice.

3 Use the words in the box. Play Bingo. 

apple	kitchen	juice
desk	chicken	hand
jump	jacket	egg



1 Listen and read. TR: B107

Fun Food

Look at the picture! What is it? Do you know? Yes, it's food. Some people play with food. They make pictures of birds, cats, trees, or faces from food. They can play with these pictures. They can eat them, too.



2 Look and read. Check. ✓

1. People can make pictures from ____.
2. People don't ____ food.

birds trees vegetables

play with eat watch

3 Ask and answer.

What's your favorite food?

Chicken. I like chicken.



1 Listen and read. TR: B108

There is an apple. There is some orange juice. There are two sandwiches. I don't like sandwiches. I like apples. They're my favorite food.



2 Ask and answer. Write. 

What's your favorite food?

Me	Friend 1	Friend 2
1. Name: _____ 2. Favorite food: _____	1. Name: _____ 2. Favorite food: _____	1. Name: _____ 2. Favorite food: _____

3 Write about food. Write 10–20 words.

Use the words in **2**. 

1 Look and listen. Repeat. TR: B109

Eat good food.

I like mangoes, bananas,
and coconuts. I love fruits.
I eat good food.

2 Think. What are your
favorite foods?
Do you eat good food?

3 Share.

I like oranges, eggs, and
fish. I eat good food.



A floating market in Việt Nam

Project 4

1 Make a poster about food.



1. Draw and color.



2. Cut.



3. Glue.



4. Write your name.

2 Ask and answer.

What's your favorite food?

I like fish.

Do you like bananas?

No, I don't.
I like eggs.

Yes, I do.
Do you like fish?



3 Present.

I like eggs, fish, bananas, and milk.
My favorite food is rice. It's good food.



Stop and Check 4A

Start





Win =
2 spaces

Lose =
1 space



Finish

Look. Ask and answer.


Your turn.



OK. Her eyes are brown.

Stop and Check 4B

1 Look. Listen and number. TR: B110 



2 Read and circle. 

I'm Antoni. I have two eyes, one nose, and one mouth. I have two arms and two legs. My hair is black. I can jump and run.

- Antoni has two _____.
a. eyes b. mouth c. nose
- His hair is _____.
a. yellow b. black c. white
- He can _____.
a. fly b. jump c. jump and run

3 Look. Listen and number. TR: B111 



4 Write about you. 

My favorite food is _____.

I like _____, too.

I don't like _____.

Units 5–8 Review

1 Look. Listen and circle. TR: B112



1.



2.



3.



4.



2 Read and write.



1. I see with my _____.
2. I eat with my _____.
3. I listen with my _____.
4. I draw with my _____.
5. I jump with my _____.

ears eyes
hand mouth
legs

3 Reorder the sentences. Write the numbers.



- Hi! What do you want?
- No, I don't. I want a yellow kite.
- Do you want this green kite?
- Here you are.
- I want a kite.

Units 5–8 Review

4 Ask and answer.

Do you want a jacket?

Yes, I do.


No, I don't.



5 Look and write. Use the words in the box.



a lot of



that

6 Write and say.

Name:

Age:

Favorite foods:



Favorite toys:



Favorite clothes:



Word List

A

age /eɪdʒ/: tuổi

all /ɔ:l/: tất cả

apple /'æpl/: quả táo

arm /ɑ:rm/: cánh tay

at /æt/: ở tại

B

backpack /'bækpæk/: ba lô

ball /bɔ:l/: trái banh, quả bóng

banana /bə'nænə/: quả chuối

bathroom /'bæθru:m/: phòng tắm

beautiful /'bjʊ:təfəl/: đẹp, xinh đẹp

bed /bed/: giường

bedroom /'bedru:m/: phòng ngủ

big /bɪg/: to, lớn

bike /baɪk/: xe đạp

bird /bɜ:rd/: con chim

birthday /'bɜ:rθdeɪ/: sinh nhật

black /blæk/: màu đen

blue /blu:/: màu xanh dương

B

board /bɔ:rd/: bảng

body /'bɔ:di/: cơ thể

book /bʊk/: quyển sách

boot /bu:t/: giày ủng (số ít)

boy /bɔɪ/: bé trai

brother /'brʌðər/: anh, em trai

brown /braʊn/: màu nâu

buffalo /'bʌfələʊ/: con trâu

bush /bʊʃ/: bụi cây

butterfly /'bʌtəflaɪ/: con bướm

bye /baɪ/: tạm biệt

C

car /kɑ:r/: xe hơi, ô-tô

cat /kæt/: con mèo

chair /tʃeər/: cái ghế

chicken /'tʃɪkɪn/: món gà, thịt gà

class /klæs/: lớp học

classroom /'klæsru:m/: phòng học

C

clean /kli:n/: lau chùi
clock /kla:k/: đồng hồ
closet /'kla:zɪt/: tủ quần áo
clothes /kləʊðz/: quần áo (số nhiều)
cloud /klaʊd/: đám mây
coconut /'kəʊkənʌt/: quả dừa
coconut water /'kəʊkənʌt 'wɔ:tər/: nước dừa
color /'klɪər/: màu sắc, tô màu
come /kʌm/: tới, đến
computer /kəm'pjʊ:tər/: máy vi tính
cook /kʊk/: nấu ăn
cookie /'kʊki/: bánh quy
cool /ku:l/: tuyệt vời
count /kaʊnt/: đếm
crayon /'kreɪən/: bút màu sáp
curly /'kɜ:rlɪ/: xoắn

D

desk /desk/: bàn học, bàn làm việc
dining room /'daɪnɪŋ ru:m/: phòng ăn
dish /dɪʃ/: cái đĩa
dog /dɔ:g/: con chó
doll /dɔ:l/: búp bê
draw /drɔ:/: vẽ
dress /dres/: cái váy
drum /drʌm/: cái trống

E

ear /ɪə(r)/: tai (số ít)
eat /i:t/: ăn
egg /eg/: quả trứng, món trứng
elephant /'elɪfənt/: con voi
enjoy /ɪn'dʒɔɪ/: thích thú, thưởng thức
eraser /ɪ'reɪsər/: cục tẩy
eye /aɪ/: mắt (số ít)

F

face /feɪs/: khuôn mặt
family /'fæməli/: gia đình
father /'fɑːðər/: ba, bố
favorite /'feɪvərɪt/: yêu thích
fish /fɪʃ/: món cá, thịt cá
flower /'flaʊər/: bông hoa
fly /flaɪ/: bay
food /fuːd/: thức ăn, đồ ăn
foot /fʊt/: bàn chân (số ít)
friend /frend/: bạn
frog /frɔːg/: con ếch
fruit /fru:t/: trái cây
fun /fʌn/: vui

G

game /geɪm/: trò chơi,
 thiết bị trò chơi cầm tay
glove /glʌv/: găng tay (số ít)

G

girl /gɜːrl/: bé gái
glue /gluː/: hồ dán, keo dán
good /gʊd/: tốt
grandfather /'grænfɑːðər/: ông
grandmother /'grænmʌðər/: bà
grandparents /'grænpərənts/: ông bà
 (số nhiều)
green /gri:n/: màu xanh lá

H

hair /heə(r)/: tóc
hand /hænd/: bàn tay
handsome /'hænsəm/: đẹp trai
hanger /'hæŋər/: mắc áo, móc áo
hard /hɑːrd/: chăm chỉ
hat /hæt/: nón, mũ
have /hæv/: có
head /hed/: đầu
house /haʊs/: nhà

I

in /ɪn/: ở trong

indigo /'ɪndɪgəʊ/: màu chàm

J

jacket /'dʒækɪt/: áo khoác

juice /dʒu:s/: nước ép trái cây

jump /dʒʌmp/: nhảy

K

kitchen /'kɪtʃɪn/: phòng bếp,
nhà bếp

kite /kaɪt/: con diều

L

lamp /læmp/: đèn

leg /leg/: chân

lemonade /lemə'neɪd/:
nước chanh

L

like /laɪk/: thích

listen /'lɪsn/: nghe

living room /'lɪvɪŋ ru:m/:
phòng khách

long /lɔ:ŋ/: dài

look /lʊk/: nhìn

love /lʌv/: yêu, thương

M

mango /'mæŋgəʊ/: quả xoài

map /mæp/: bản đồ

meet /mi:t/: gặp

milk /mɪlk/: sữa

milkshake /'mɪlkʃeɪk/: sữa lắc

monkey /'mʌŋki/: con khỉ

monster /'mɔ:nstər/: quái vật

moon /mu:n/: mặt trăng

M

mother /'mʌðər/: mẹ, má

mountain /'maʊntn/: núi

mouth /maʊθ/: miệng

move /mu:v/: di chuyển, cử động

museum /mju'zi:əm/: viện bảo tàng

N

name /neɪm/: tên

nature /'neɪtʃər/: thiên nhiên

nice /naɪs/: tốt, tử tế

nose /nəʊz/: mũi

O

ocean /'eɪʃn/: đại dương

old /əʊld/: già, cũ

on /ɑ:n/: ở trên

orange /'ɔ:rɪndʒ/: màu cam,
quả cam

P

pants /pænts/: quần dài (số nhiều)

paper /'peɪpər/: giấy

parents /'perənts/: bố mẹ (số nhiều)

parrot /'pærət/: con vẹt

part /pɑ:rt/: một phần

pen /pen/: bút mực

pencil /'pensl/: bút chì

people /'pi:pl/: người (số nhiều)

pet /pet/: thú cưng

picture /'pɪktʃər/: bức tranh

pink /pɪŋk/: màu hồng

plane /pleɪn/: máy bay

play /pleɪ/: chơi

please /pli:z/: làm ơn

point /pɔɪnt/: chỉ

puppet /'pʌpɪt/: con rối

purple /'pɜ:rl/: màu tím

puzzle /'pʌzl/: trò chơi ghép hình

R

rainbow /'reɪnbəʊ/: cầu vồng

read /ri:d/: đọc

red /red/: màu đỏ

rice /raɪs/: cơm

river /'rɪvə/: sông

robe /rəʊb/: váy dài

robot /'rəʊbɔ:t/: người máy

rock /rɔ:k/: cục đá, tảng đá

round /raʊnd/: tròn

ruler /'ru:lə/: cây thước

run /rʌn/: chạy

S

sandwich /'sænwɪtʃ/: bánh mì kẹp

say /seɪ/: nói

scarf /skɑ:rf/: khăn choàng

school /sku:l/: trường học

share /ʃer/: chia sẻ

shelf /ʃelf/: cái kệ

shirt /ʃɜ:rt/: áo sơ mi

shoe /ʃu:/: giày (số ít)

S

short /ʃɔ:rt/: thấp, lùn, ngắn

sing /sɪŋ/: hát

sister /'sɪstə/: chị, em gái

sit /sɪt/: ngồi

skirt /skɜ:rt/: chân váy

sky /skaɪ/: bầu trời

sleep /sli:p/: ngủ

small /smɔ:l/: nhỏ, bé

sock /sɔ:k/: vớ, tất (số ít)

soda /'səʊdə/: nước có ga

sofa /'səʊfə/: ghế sô-pha

soup /su:p/: canh, súp

special /'speʃl/: đặc biệt

spell /spel/: đánh vần

stand /stænd/: đứng

star /stɑ:r/: ngôi sao

strong /strɔ:ŋ/: khỏe, mạnh

sun /sʌn/: mặt trời

sure /ʃʊə(r)/: chắc chắn

T

table /'teɪbl/: cái bàn, bàn ăn

take a bath /teɪk ə bæθ/: tắm

take care of /teɪk keɪ əv/: chăm sóc

tall /tɔ:l/: cao

tea /ti:/: trà

teacher /'ti:tʃər/: giáo viên

teddy bear /'tedi ber/: gấu bông

together /tə'geðər/: cùng nhau

toilet /'tɔɪlət/: bồn cầu

top /tɒp/: con quay

toy /tɔɪ/: đồ chơi

train /treɪn/: xe lửa, tàu hỏa

tree /tri:/: cái cây

truck /trʌk/: xe tải

V

vegetables /'vedʒtəblz/: rau củ
(số nhiều)

W

want /wɑ:nt/: muốn

wash /wɑ:ʃ/: rửa

watch TV /wɑ:tʃ ti: 'vi:/:
xem ti-vi

water /'wɔ:tər/: nước

wear /wer/: mặc

white /waɪt/: màu trắng

with /wɪθ/: với

work /wɜ:rk/: làm việc

world /wɜ:rlɔ:/: thế giới

write /raɪt/: viết

Y


yellow /'jeləʊ/: màu vàng

Credits


Photography

6(t) Corbis Flirt/Alamy Stock Photo, 6(tr) Ephraim Ben-Shimon/CORBIS, 6(b) Steve Hix/CORBIS, 6(b) Herry Choi/Alamy Stock Photo, 7(t) IS682/Alamy Stock Photo, 7(tr) IE164/Alamy Stock Photo, 7(b) KidStock/Blend Images via Getty Images, 7(b) JGI/Jamie Grill via Getty Images, 7(t) iStock.com/KatarzynaBialasiewicz, 7(c) martin-dm/E+ via Getty Images, 7(c) G8j Fey/Alamy Stock Photo, 12-13 (bg) Catherine Falls Commercial/Moment via Getty Images, 16(t) Cigdem Sean Cooper/Shutterstock.com, 16(b) MicroStockHub/iStock/Getty Images Plus via Getty Images, 17 (bg) Glowimages via Getty Images, 18(table) iStock.com/Horiyan, 18(pen) Kalinin Dmitry/Dreamstime.com, 19(clock) Anton Starikov/Dreamstime.com, 19(whiteboard) Georgii Dolgikh/Dreamstime.com, 19(pencil) Christophe Testi/Dreamstime.com, 19(crayon) Brooke Becker/Dreamstime.com, 20(c) Anton Starikov/Dreamstime.com, 20(c) Anton Starikov/Dreamstime.com, 21(t) Christophe Testi/Dreamstime.com, 21(c) Christophe Testi/Dreamstime.com, 21(c) Kalinin Dmitry/Dreamstime.com, 21(c) Anton Starikov/Dreamstime.com, 21(c) Jim Pruitt/Shutterstock.com, 21(c) Lucie Lang/Dreamstime.com, 21(c) Kalinin Dmitry/Dreamstime.com, 21(b) Lucie Lang/Dreamstime.com, 21(b) Anton Starikov/Dreamstime.com, 21(b) iStock.com/phamt, 22(t) iStock.com/Studiocasper, 22(tr) Jerry88/Dreamstime.com, 22(c) skodonnell/E+ via Getty Images, 22(b)(br) iStock.com/Studiocasper, 22(bc) Jerry88/Dreamstime.com, 24(t) Christophe Testi/Dreamstime.com, 24(tr) Lucie Lang/Dreamstime.com, 24(c) Lucie Lang/Dreamstime.com, 25(c) Christophe Testi/Dreamstime.com, 25(c) Jeffrey Coolidge/Corbis via Getty Images, 28(tr) Michael H/DigitalVision via Getty Images, 29(t) kool99/E+ via Getty Images, 28-29(bg) Capellezr/Moment via Getty Images, 30(bg) Stephanie Maze/National Geographic Creative, 31(bg) Dung Pham Quoc/EyeEm via Getty Images, 32(butterfly) Dorling Kindersley via Getty Images, 33(sun) fhm/Moment via Getty Images, 33(pet dog) Maksym Azovtsev/Shutterstock.com, 32-33(bg) Tim Smith/EyeEm via Getty Images, 34(c) Jarbas Mattos Photography/ages, 35(ch) Lorr Kajenna/Shutterstock.com, 35(ch) Lorr Kajenna/Shutterstock.com, 35(ch) Lorr Kajenna/Shutterstock.com, 35(tr) lralzyanArts / 500px/500px Prime, 35(br) Jarbas Mattos Photography/ages, 35(br) Jarbas Mattos Photography/ages, 36(t) Dorling Kindersley via Getty Images, 36(c) Malcolm park via Getty Images, 36(tr) Corey Hochachka via Getty Images, 36(c) Brian Farrell via Getty Images, 37(t) Dorling Kindersley via Getty Images, 37(b) B. Tanaka via Getty Images, 37(c) Jarbas Mattos Photography/ages, 37(c) Olena Rubin/Moment via Getty Images, 38(tr) Lorr Kajenna/Shutterstock.com, 38(c) Dorling Kindersley via Getty Images, 38(c) Photos by R A Kearton/Moment via Getty Images, 38(tr) Brian Farrell via Getty Images, 42-43(bg) SHUNJI YANAGISAWA/amanaimages/CORBIS, 42(t) Brian Farrell via Getty Images, 44(bg) Guenter Standl/fair/Redux, 46(t) col 3) Jarbas Mattos Photography/ages, 46(2 col 1) Jarbas Mattos Photography/ages, 46(2 col 2) iStock.com/Studiocasper, 46(3 col 3) Malcolm park via Getty Images, 47(4 col 3) Corey Hochachka via Getty Images, 47(5 col 1) Lucie Lang/Dreamstime.com, 47(5 col 2) Dorling Kindersley via Getty Images, 47(6 col 1) Anton Starikov/Dreamstime.com, 47(6 col 3) Dorling Kindersley via Getty Images, 48(t) Christophe Testi/Dreamstime.com, 48(tr) Kalinin Dmitry/Dreamstime.com, 48(2)(2r) Lucie Lang/Dreamstime.com, 48(b) Lucie Lang/Dreamstime.com, 49(bg) Dave Epperson/Backroads.com, 50-51(bg) Katsumi Murouchi/Moment via Getty Images, 50(b) Georgjivc/E+ via Getty Images, 51(t) Georgjivc/E+ via Getty Images, 52(t) Jack Hollingsworth/Photodisc via Getty Images, 52(c)(c)(cb) Jack Hollingsworth/Photodisc via Getty Images, 53(tr) Michael Poehlan/Blend Images via Getty Images, 53(b) Image Source via Getty Images, 53(b) Monkey Business Images via Getty Images, 54(t) Catherine Falls Commercial/Moment via Getty Images, 54(tr) Makiko Tanigawa/DigitalVision via Getty Images, 54(c) Peter Cade/Stone via Getty Images, 55(t) Stuart O'Sullivan/The Image Bank via Getty Images, 55(tr) Blend Images/Ariel Skelley via Getty Images, 55(b) Ippet Naoi/Moment via Getty Images, 56(t) Makiko Tanigawa/ DigitalVision via Getty Images, 56(tr) Ariel Skelley/ DigitalVision via Getty Images, 56(b) Ronnie Kaufman/CORBIS, 60(t) Don Mason/CORBIS, 60(c) MBI/Alamy Stock Photo, 61(t) Morsa Images/ Stone via Getty Images, 62(bg) Priscilla Gragg/Blend Images via Getty Images, 63(bg) Irene Becker/National Geographic Image Collection, 66(t) John Keeble/Moment via Getty Images, 67(t) Scott Van Dyke/ Corbis Documentary via Getty Images, 67(c) Blake Woolwine via unsplash.com, 67(c) Bulgac/E+ via Getty Images, 68(t) Andersen Ross/Blend Images/Thinkstock, 68(tr) VStock/Alamy Stock Photo, 68(b) Datacraft - QoQ images/Alamy Stock Photo, 68(b) Tina Dawson via unsplash.com, 69(t) Michael Pole/CORBIS, 69(tr) RayArt Graphics/Alamy Stock Photo, 69(c) Masterfile Corporation, 69(c) Kelly Sikkema via unsplash.com, 69(b) Marilyn Conway via Getty Images, 69(br) moodboard/CORBIS, 70(c) Scott Van Dyke/ Corbis Documentary via Getty Images, 70(ctr) All inay via unsplash.com, 70(c) John Keeble/Moment via Getty Images, 70(c) Bulgac/E+ via Getty Images, 70(c) archigram/E+ via Getty Images, 70(c) todd kent via unsplash.com, 71(c) Catherine Delahaye/ DigitalVision via Getty Images, 71(cm) Kevin Liu/Moment via Getty Images, 71(c) Jose Luis Pelaez Inc/ DigitalVision via Getty Images, 72(b) Glowimages via Getty Images, 72(b) Bombaert Patrick / EyeEm/EyeEm via Getty Images, 72(b) Brian Farrell via Getty Images, 72(b) Katiatan Sagsompan/Moment via Getty Images, 74-75(bg) todd kent via unsplash.com, 74(t) Hiroshi Higuchi/ The Image Bank via Getty Images, 75(b) Melissa Ross/Moment via Getty Images, 76(bg) Fernando Bengochea/Beateworks/CORBIS, 78(t) col 1) Michael Pole/CORBIS, 78(t) col 2) Jack Hollingsworth/Photodisc via Getty Images, 78(2 col 1) Andersen Ross/Blend Images/Thinkstock, 78(2 col 2) Georgjivc/E+ via Getty Images, 78(2 col 4) Jack Hollingsworth/Photodisc via Getty Images, 78(3 col 1) Jose Luis Pelaez Inc/ DigitalVision via Getty Images, 78(3 col 2) Jack Hollingsworth/Photodisc via Getty Images, 78(3 col 3) Masterfile Corporation, 79(4 col 3) Jack Hollingsworth/Photodisc via Getty Images, 79(4 col 4) Datacraft - QoQ images/ Alamy Stock Photo, 79(5 col 1) Suttiphorn Phanchart/EyeEm/EyeEm via Getty Images, 79(5 col 2) RayArt Graphics/Alamy Stock Photo, 79(5 col 3) Jack Hollingsworth/Photodisc via Getty Images, 79(6 col 1) Jack Hollingsworth/Photodisc via Getty Images, 79(6 col 2) Bulgac/E+ via Getty Images, 79(6 col 3) Scott Van Dyke/ Corbis Documentary via Getty Images, 80(t) Melissa Ross/ Moment via Getty Images, 80(2) Catherine Delahaye/ DigitalVision via Getty Images, 80(2) vitalinka/Shutterstock.com, 80(3) Kathrin Ziegler/DigitalVision via Getty Images, 80(3) enigma_images/ E+ via Getty Images, 80(4) Ariel Skelley/ DigitalVision via Getty Images, 80(4) Nga Nguyen/ Moment via Getty Images, 81(t) Georgjivc/E+ via Getty Images, 81(tm) Dorling Kindersley via Getty Images, 81(tr) Jeffrey Coolidge/Corbis via Getty Images, 82(t) Scott Van Dyke/ Corbis Documentary via Getty Images, 82(t) s-phofot/E+ via Getty Images, 83(bg) National Geographic Image Collection, 84-85(bg) Aleksandra Korobova/Moment via Getty Images, 84(t) Jupiterimages/Brand X Pictures/Stockbyte via Getty Images, 84(t) Image Source via Getty Images, 84(c) Chel Beeson/Photolibary via Getty Images, 84(c) Eastphoto/Stockbyte via Getty Images, 85(t) PhotoAlto/SuperStock, 85(tr) Le Club Symphonie/Debra Roets/ Photodisc/Getty Images, 85(c) Kaneko Ryo via Getty Images, 85(c) Linda Raymond/Moment via Getty Images, 87(c) Jhoner Images via Getty Images, 87(c) Barbara Rich/ Moment Open via Getty Images, 87(c) kickstand/E+ via Getty Images, 90(c) urfinguss via iStock, 90(cm) onurongel via iStock, 90(c) Kitipong Theantaworn / EyeEm/EyeEm via Getty Images, 90(b) Kitipong Theantaworn / EyeEm/EyeEm via Getty Images, 90(tr) Image Source via Getty Images, 91(c) bluekies9 via iStock, 91(c) Pranee Mankit / EyeEm/EyeEm via Getty Images, 91(c) skodonnell via iStock, 92-93(bg) Catherine Falls Commercial/ Moment via Getty Images, 94-95(bg) saravutvane/ Room, 94(t) Park Ji-Hwan/AFP via Getty Images, 94(c) ADEM ALTAN/AFP via Getty Images, 95(t) Yoshiyoshi Hirokawa/ DigitalVision via Getty Images, 95(c) Barbara Rich/ Moment Open via Getty Images, 95(c) kickstand/E+ via Getty Images, 96(bg) Cavan Images/ Cavan via Getty Images, 97(bg) STEPHEN ST. JOHN/National Geographic Image Collection, 98-99(bg) Leander Boerenz/ DigitalVision via Getty Images, 98(t) Manfredy/Shutterstock.com, 98(tr) Kiehr/Shutterstock.com, 98(c) Kitch Bain/Alamy Stock Photo, 98(c) Denis Dryashkin/Shutterstock.com, 98(b) Kiehr/Shutterstock.com, 98(b) Kiehr/Shutterstock.com, 98(b) Kiehr/Shutterstock.com, 98(b) Kiehr/Shutterstock.com, 98(b) Manfredy/Shutterstock.com, 99(t) Hideoi Nawate/amanaimages via Getty Images, 99(t) iStock.com/ElementalImaging, 99(c) Cengage Learning, 99(c) Andrea Colarieti / EyeEm/EyeEm via Getty Images, 100(c) xpacifica/Iconica via Getty Images, 100(c) Monkey Business Images via Getty Images, 100(ctr) Image Source via Getty Images, 100(c) Manfredy/Shutterstock.com, 100(ctr) Cengage Learning, 102(t) Sandra van der Steen/Shutterstock.com, 102(tr) Rob Walls/Alamy Stock Photo, 102(c) Brent Winebrenner/Lonely Planet Images via Getty Images, 102(c) DNY59/E+ via Getty Images, 103(t) iStock.com/Baris Simsek, 103(tr) Rob Walls/Alamy Stock Photo, 103(c) PickStock/E+ via Getty Images, 103(c) mladn61/E+ via Getty Images, 104(c) Brent Winebrenner/Lonely Planet Images via Getty Images, 104(ctr) iStock.com/Baris Simsek, 104(c) Rob Walls/Alamy Stock Photo, 104(b) Nina Vachalova /Shutterstock.com, 105(b) Cengage Learning, 108-109(bg) Universal Eye via unsplash.com, 108(t) Steven Jiang/Teddy Bear World Museum, 109(t) Sally Anscombe/ DigitalVision via Getty Images, 109(c) Brooke Auchincloss/ONOKY via Getty Images, 110(bg) Charles Gullung/cultura/CORBIS, 112(t) row 1) Denis Dryashkin/Shutterstock.com, 112(t) row 2) Andrea Colarieti / EyeEm/EyeEm, 112(t) row 4) iStock.com/Baris Simsek, 112(2 row 1) Manfredy/Shutterstock.com, 112(3 row 1) Kiehr/Shutterstock.com, 112(3 row 2) Rob Walls/Alamy Stock Photo, 112(3 row 3) Kitipong Theantaworn / EyeEm/EyeEm, 112(4 row 1) Sandra van der Steen/Shutterstock.com, 112(5 row 1) Cengage Learning, 112(6 row 1) Kaneko Ryo via Getty Images, 112(6 row 2) mladn61/E+ via Getty Images, 112(6 row 3) Jaroon/E+ via Getty Images, 112(6 row 4) DNY59/E+ via Getty Images, 112(6 row 5) urfinguss via iStock, 113(t) row 1) PickStock/E+ via Getty Images, 113(4 row 1) Image Source via Getty Images, 113(5 row 1) Kitch Bain/Alamy Stock Photo, 113(6 row 1) iStock.com/ElementalImaging, 113(6 row 2) Rob Walls/Alamy Stock Photo, 113(6 row 3) Chel Beeson/Photolibary via Getty Images, 113(6 row 4) Linda Raymond/Moment via Getty Images, 114(c) Image Source via Getty Images, 114(cm) Manfredy/Shutterstock.com, 114(ctr) Mireya Acierio/DigitalVision via Getty Images, 115(bg) Pinaki Ranjan Majumdar, 116-117(bg) RUNSTUDIO/The Image Bank via Getty Images, 119(t) Gisele/E+ via Getty Images, 120(t) Emma Early / EyeEm/EyeEm via Getty Images, 120(tr) Andreas Kuehn/The Image Bank via Getty Images, 120(c) Fotostorm/E+ via Getty Images, 120(c) Peathege Inc via Getty Images, 121(t) PhotoAlto/Frederic Cirou/ PhotoAlto Agency RF Collections via Getty Images, 121(t) Rebecca Nelson/The Image Bank via Getty Images, 121(c) Abeselem Zerit / 500px/ 500px via Getty Images, 121(ctr) View Stock via unsplash.com, 123(c) Chiara Benelli/ Moment via Getty Images, 123(c) WIN-Initiative/Neleman/Stone via Getty Images, 123(c) Klaus Vedfelt/ DigitalVision via Getty Images, 123(ctr) Click&Boo/Moment via Getty Images, 126-127(bg) Malte Mueller via Getty Images, 128(bg) Tim Gainey/Alamy Stock Photo, 129(bg) hadynyah/E+ via Getty Images, 130(bg) Kam & Co./Cultura via Getty Images, 130(t) Isabelle Rozenbaum/PhotoAlto/CORBIS, 130(c) Brett Stevens/cultura/CORBIS, 130(tr) Nenov via Getty Images, 130(c) Adam Gault/ OJO Images via Getty Images, 130(ctr) LauriPatterson/ E+ via Getty Images, 131(t) ma-k/ E+ via Getty Images, 131(c) Scriveri, Andrew/the food passionate/CORBIS, 131(tr) Ocean/CORBIS, 131(c) Roulier/Turist/photocuisine/CORBIS, 131(ctr) fcaftodigital/E+ via Getty Images, 132(t) Brett Stevens/cultura/CORBIS, 132(ctr) Nenov via Getty Images, 132(ctr) Charles Gullung/ The Image Bank via Getty Images, 132(c) ma-k/ E+ via Getty Images, 132(ctr) Ocean/CORBIS, 133(t) Isabelle Rozenbaum/PhotoAlto/CORBIS, 134(t) Creative Crop/Photodisc via Getty Images, 134(tr) Maria Toutoudaki/Photodisc via Getty Images, 134(c) Rob Lawson/Photolibary via Getty Images, 134(ctr) "Gross, Petr" via Getty Images, 135(t) Maria Toutoudaki/Stockbyte via Getty Images, 135(tr) inhauscreative/E+ via Getty Images, 135(c) StudioThreeDots/E+ via Getty Images, 135(ctr) Maria Toutoudaki/Stockbyte via Getty Images, 136(c) Maria Toutoudaki/Stockbyte via Getty Images, 136(2) Maria Toutoudaki/Photodisc via Getty Images, 136(ctr) Adam Gault/ OJO Images via Getty Images, 136(ctr) LauriPatterson via Getty Images, 137(ctr) Alessandro Lironi / FOA/P/ foap via Getty Images, 137(ctr) Charles Gullung/ The Image Bank via Getty Images, 137(c) frotag via iStock, 137(c) Maria Toutoudaki/Stockbyte via Getty Images, 138(b) Brett Stevens/cultura/CORBIS, 138(b) Jeffrey Coolidge/ Corbis via Getty Images, 138(br) Kitipong Theantaworn / EyeEm/EyeEm via Getty Images, 138(b) Fuse via Getty Images, 138(b) Chel Beeson/Photolibary via Getty Images, 138(b) Blake Woolwine via unsplash.com, 140(t) marijamo/Stock/Thinkstock, 140(c) belchonok/iStock/Thinkstock, 140(tr) Velirina/iStock/Thinkstock, 141(t) LauriPatterson/ E+ via Getty Images, 142(bg) Tom McShane/Moment Open via Getty Images, 144-145(bg) David Wasserman/Photolibary via Getty Images, 144(t) row 1) Ron Levine /Digital Vision via Getty Images, 144(t) row 2) Isabelle Rozenbaum/PhotoAlto/CORBIS, 144(t) row 3) Creative Crop/Photodisc via Getty Images, 144(t) row 4) Ralf Nau/Digital Vision via Getty Images, 144(2 row 1) Fuse via Getty Images, 144(2 row 2) Jaroon/E+ via Getty Images, 144(2 row 3) LauriPatterson via Getty Images, 144(2 row 4) Maria Toutoudaki/Stockbyte via Getty Images, 144(3 row 1) Maria Toutoudaki/Photodisc via Getty Images, 144(3 row 2) Nenov/Moment via Getty Images, 144(3 row 4) Arras, K./the food passionate/CORBIS, 145(t) row 1) fcaftodigital/E+ via Getty Images, 145(2 row 2) WIN-Initiative/Neleman/Stone via Getty Images, 145(t) row 3) iStock.com/Hocus Focus Studio, 145(t) row 4) Ocean/CORBIS, 145(2 row 1) iStock.com/hiseyin harmandag/ Ivl, 145(2 row 2) Brett Stevens/cultura/CORBIS, 145(2 row 3) iStock.com/Alejandrophotography, 145(2 row 4) Klaus Vedfelt/DigitalVision via Getty Images, 145(3 row 1) Rob Lawson/Photolibary via Getty Images, 146(b) iStock.com/hiseyin harmandag/ Ivl, 146(b) Alessandro Lironi / FOA/P/foap, 146(br) Ocean/CORBIS, 147(t) Ocean/CORBIS, 147(t) Roulier/Turist/photocuisine/CORBIS, 147(tr) Brent Winebrenner/Lonely Planet Images via Getty Images, 147(t) iStock.com/ElementalImaging, 147(c) Morsa Images/DigitalVision via Getty Images, 147(c) pixelfusion3d/E+ via Getty Images, 147(ctr) Gareth Brown/The Image Bank via Getty Images, 147(ctr) Click&Boo/ Moment via Getty Images, 148(t) Image Source via Getty Images, 148(c) Kiehr/Shutterstock.com, 148(tr) Brent Winebrenner/Lonely Planet Images via Getty Images, 148(ctr) Eastphoto/Stockbyte via Getty Images, 148(c) Alessandro Lironi / FOA/P/foap via Getty Images, 148(ctr) mladn61/E+ via Getty Images, Unit 3 stickers(1) GM Visuals /Blend Images/CORBIS, Unit 3 stickers(2) George Doyle & Claran Griffin via Getty Images, Unit 3 stickers(3) George Doyle & Claran Griffin via Getty Images, Unit 3 stickers(4) Garry Wade via Getty Images, Unit 3 stickers(5) Blend Images/Ariel Skelley via Getty Images, Unit 3 stickers(6) Ronnie Kaufman/CORBIS, Unit 3(7) Ronnie Kaufman/CORBIS, Unit 3(8) Larry Westler via Getty Images, Unit 3(9) Tetra Images via Getty Images, Unit 3(10) GM Visuals /Blend Images/CORBIS, Unit 3(11) DreamPictures/Shannon Faulk/Blend Images via Getty Images, Unit 3(12) Rob Lewine via Getty Images, Unit 3(13) Siri Stafford via Getty Images, Unit 3(14) KidStock via Getty Images, Unit 4 stickers(1) Kraig Scarbinsky via Getty Images, Unit 4 stickers(2) Datacraft - QoQ images/Alamy Stock Photo, Unit 4 stickers(3) Shuji Kobayashi/Digital Vision via Getty Images, Unit 4 stickers(4) John Lund/Marc Romanelli/Blend Images via Getty Images, Unit 4 stickers(5) Marilyn Conway via Getty Images, Unit 4 stickers(6) Radius Images/ CORBIS, Unit 4 stickers(7) moodboard/CORBIS, Unit 5 stickers(1) Kitipong Theantaworn / EyeEm/EyeEm via Getty Images, Unit 5 stickers(2) Jupiterimages/Brand X Pictures/Stockbyte via Getty Images, Unit 5 stickers(3) urfinguss via iStock, Unit 5 stickers(4) Eastphoto/ Stockbyte via Getty Images, Unit 5 stickers(5) Chel Beeson/Photolibary via Getty Images, Unit 5 stickers(6) Image Source via Getty Images, Unit 6 stickers(1) iStock.com/anniam, Unit 6 stickers(2) Arbaets/Dreamstime.com, Unit 6 stickers(3) Mikael Damkier/Shutterstock.com, Unit 6 stickers(4) Ellen Isaacs/Alamy Stock Photo, Unit 6 stickers(5) Nina Vachalova /Shutterstock.com, Unit 6 stickers(6) Denis Dryashkin/Shutterstock.com, Unit 6 stickers(7) iStock.com/ElementalImaging, Unit 6 stickers(8) Andrea Colarieti / EyeEm/EyeEm via Getty Images, Unit 6 stickers(9) Rob Walls/Alamy Stock Photo, Unit 6 stickers(10) DNY59/E+ via Getty Images, Unit 6 stickers(11) Simon Hurry via unsplash, Unit 6 stickers(12) PickStock/E+ via Getty Images, Unit 6 stickers(13) mladn61/ E+ via Getty Images, Unit 6 stickers(14) Cengage Learning, Unit 6 stickers(15) iStock.com/Baris Simsek, Unit 7 stickers(1) David Sacks via Getty Images, Unit 7 stickers(2) Image Source via Getty Images, Unit 7 stickers(3) romrodinka/Stock/Getty Images Plus via Getty Images, Unit 7 stickers(4) Rebecca Nelson/ The Image Bank via Getty Images, Unit 7 stickers(5) KidStock/Blend Images via Getty Images, Unit 7 stickers(6) vitalinka/Shutterstock.com, Unit 7 stickers(7) Bruce Laurence/Photodisc via Getty Images, Unit 7 stickers(8) Ty Allison via Getty Images

Unit 1 stickers (Activity 3, page 25)




Unit 2 stickers (Activity 3, page 37)



Unit 3 stickers (Activity 3, page 56)





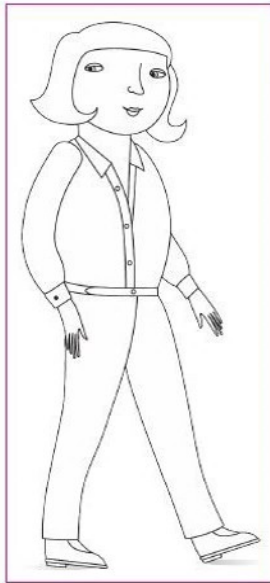
Unit 3 stickers (Activity 2, page 57)



Unit 4 stickers (Activity 3, page 69)



Unit 5 stickers (Activity 2, page 86)



Unit 5 stickers (Activity 3, page 90)




Unit 6 stickers (Activity 3, page 104)



Unit 6 stickers (Activity 3, page 105)



Unit 7 stickers (Activity 2, page 122)



NHÀ XUẤT BẢN ĐẠI HỌC SƯ PHẠM THÀNH PHỐ HỒ CHÍ MINH
280 An Dương Vương, Phường 4, Quận 5, TP Hồ Chí Minh
Điện thoại: (028) 38 301 303 – 39 381 382 – Fax: (028) 39 381 382
Email: nxb@hcmue.edu.vn
Website: <http://nxb.hcmue.edu.vn>

TIẾNG ANH 3

EXPLORE OUR WORLD

SÁCH HỌC SINH

Đào Xuân Phương Trang (Chủ biên)
Nguyễn Thanh Bình - Đỗ Thị Kim Thanh

Chịu trách nhiệm xuất bản:
Giám đốc - Tổng biên tập
LÊ THANH HÀ

Biên tập:
THÁI THÀNH NHÂN
TRẦN THANH NGA - TRẦN NGUYỄN THANH THANH

Trình bày bìa:
LƯƠNG QUỐC HIỆP

Sửa bản in:
THÁI THÀNH NHÂN

Tổ chức bản thảo và chịu trách nhiệm bản quyền nội dung:
CÔNG TY CỔ PHẦN ĐẦU TƯ XUẤT BẢN - THIẾT BỊ GIÁO DỤC VIỆT NAM
Chủ tịch Hội đồng Quản trị: NGUYỄN NGÔ TRẦN ÁI
Tổng Giám đốc: VŨ BÁ KHÁNH

*Địa chỉ: Tầng 5, Tòa nhà hỗn hợp AZ Lâm Viên, 107 đường Nguyễn Phong Sắc,
P. Dịch Vọng Hậu, Q. Cầu Giấy, TP. Hà Nội*

TIẾNG ANH 3 EXPLORE OUR WORLD

SÁCH HỌC SINH

Mã số:

ISBN:

In, khổ 20,5 x 26,2cm, tại

Địa chỉ:

Số xác nhận đăng kí xuất bản:

Quyết định xuất bản số:

In xong và nộp lưu chiểu tháng năm 20...

TIẾNG ANH 3




Mang cuộc sống vào bài học Đưa bài học vào cuộc sống



Bộ sách giáo khoa Tiếng Anh Tiểu học Explore Our World là một bộ sách giáo khoa gồm 5 lớp, được thiết kế và chỉnh sửa cho phù hợp tiêu chuẩn sách giáo khoa mới của Bộ Giáo dục và Đào tạo Việt Nam. Nội dung của bộ sách giáo khoa sử dụng những hình ảnh và những đoạn video sống động, thú vị và hấp dẫn với mục tiêu chung là giúp cho học sinh Tiểu học phát triển các kỹ năng và tiếp thu được tiếng Anh, cũng như những kiến thức để có thể hiểu được thế giới xung quanh.

- Hoạt động luyện nghe và nói giúp phát triển những kỹ năng giao tiếp cần thiết cho học sinh.
- Bài tập luyện viết các chữ cái trong bảng chữ cái tiếng Anh giúp học sinh phát triển nhận thức âm vị về các âm trong tiếng Anh.

 NATIONAL
GEOGRAPHIC
LEARNING

Bringing the world to the classroom
and the classroom to life

ELTNGL.com

A PART OF CENGAGE

SỬ DỤNG
TEM CHỐNG GIÁ:

1. Quét mã QR hoặc dùng trình duyệt web để truy cập website bộ sách Cánh Diều: www.hoc10.com

2. Vào mục Hướng dẫn (www.hoc10.com/huong-dan) để kiểm tra sách giả và xem hướng dẫn kích hoạt sử dụng học liệu điện tử.

