

HOÀNG VĂN VÂN (Tổng Chủ biên) – PHAN HÀ (Chủ biên)
NGUYỄN THỊ HẢI HÀ – ĐỖ THỊ NGỌC HIỀN – ĐÀO NGỌC LỘC
TRẦN HƯƠNG QUỲNH – NGUYỄN QUỐC TUẤN



Tiếng Anh 3

SÁCH HỌC SINH TẬP HAI



NHÀ XUẤT BẢN GIÁO DỤC VIỆT NAM



HOÀNG VĂN VÂN (Tổng Chủ biên) - PHAN HÀ (Chủ biên)
NGUYỄN THỊ HẢI HÀ - ĐỖ THỊ NGỌC HIỀN - ĐÀO NGỌC LỘC
TRẦN HƯƠNG QUỲNH - NGUYỄN QUỐC TUẤN



Tiếng Anh 3

SÁCH HỌC SINH

TẬP HAI



NHÀ XUẤT BẢN GIÁO DỤC VIỆT NAM



LỜI NÓI ĐẦU

Tiếng Anh 3 – Global Success – Sách học sinh, tập hai được Nhà xuất bản Giáo dục Việt Nam tổ chức biên soạn theo “Chương trình Giáo dục phổ thông: Chương trình môn Tiếng Anh” (từ lớp 3 đến lớp 12) ban hành theo Thông tư 32/2018/TT-BGDĐT ngày 26 tháng 12 năm 2018 của Bộ Giáo dục và Đào tạo, với sự hợp tác chặt chẽ về chuyên môn và kĩ thuật của Nhà xuất bản Macmillan (MPC). Sách được biên soạn theo đường hướng giao tiếp, giúp học sinh bước đầu hình thành và phát triển năng lực giao tiếp bằng tiếng Anh, thông qua bốn kĩ năng nghe, nói, đọc và viết, trong đó ưu tiên phát triển hai kĩ năng nghe và nói.

Tiếng Anh 3 – Global Success – Sách học sinh, tập hai xoay quanh hai chủ điểm giao tiếp gắn gũi với học sinh: *Me and My Family, Me and the World Around*. Mỗi chủ điểm được chia thành năm đơn vị bài học (Unit) tương ứng với năm chủ đề của chương trình. Sau năm đơn vị bài học là một bài ôn (Review & Fun time) tập trung vào các kĩ năng giao tiếp (nghe, nói, đọc, viết) và kiến thức ngôn ngữ cơ bản (ngữ âm, từ vựng, ngữ pháp).

Tiếng Anh 3 – Global Success – Sách học sinh, tập hai được biên soạn dựa trên những cơ sở lí luận và thực tiễn của việc dạy và học tiếng Anh tiểu học ở Việt Nam, có tính đến tâm lí lứa tuổi và giao lưu quốc tế.

Các tác giả rất mong nhận được những ý kiến đóng góp của các nhà giáo, phụ huynh học sinh và đông đảo bạn đọc quan tâm để sách được hoàn thiện hơn.

Các tác giả

CHARACTERS



Ms Hoa



Mr Long



Ben



Bill



Linh



Lucy



Mai



Mary



Minh



Nam

Book map

ME AND MY FAMILY			
Competences	Structures	Vocabulary	Phonics
Unit 11 My family		Page 6	
<ul style="list-style-type: none"> Asking and answering questions about a family member Asking and answering questions about the age of a family member 	<ul style="list-style-type: none"> Who's this / that? – It's my ... How old is he / she? – He's / She's ... 	brother, father, mother, sister, sure numbers <i>eleven to twenty</i>	old sure
Unit 12 Jobs		Page 12	
<ul style="list-style-type: none"> Asking and answering questions about the job of a family member 	<ul style="list-style-type: none"> What's his / her job? – He's / She's ... Is he / she ...? – Yes, he / she is. / No, he / she isn't. He's / She's ... 	cook, doctor, driver, farmer, job, nurse, singer, teacher, worker	mother doctor
Unit 13 My house		Page 18	
<ul style="list-style-type: none"> Asking and answering questions about the location of a room in a house Asking and answering questions about the locations of things in a room 	<ul style="list-style-type: none"> Where's the ...? – It's here / there. Where are the ...? – They're ... 	bathroom, bedroom, chair, house, kitchen, lamp, living room, table here, there, in, on	house brown
Unit 14 My bedroom		Page 24	
<ul style="list-style-type: none"> Talking about quantities of things in a room Describing things in a room 	<ul style="list-style-type: none"> There's / There are ... in the room. The ... is ... / The ... are ... 	bed, big, desk, door, new, old, room, small, window	room door
Unit 15 At the dining table		Page 30	
<ul style="list-style-type: none"> Offering and accepting or declining food or drinks Asking and answering questions about what someone would like to eat or drink 	<ul style="list-style-type: none"> Would you like some ...? – Yes, please. / No, thanks. What would you like to eat / drink? – I'd like some ..., please. 	bean, bread, chicken, egg, fish, juice, meat, milk, rice, water	bread meat
Review 3 & Fun time		Page 36 & 38	

ME AND THE WORLD AROUND			
Competences	Structures	Vocabulary	Phonics
Unit 16 My pets		Page 40	
<ul style="list-style-type: none"> • Asking and answering questions about having pets • Asking and answering questions about how many pets someone has 	<ul style="list-style-type: none"> • Do you have any ...? – Yes, I do. / No, I don't. • How many ... do you have? – I have ... 	bird, cat, dog, goldfish, parrot, rabbit many, some	dog goldfish
Unit 17 Our toys		Page 46	
<ul style="list-style-type: none"> • Talking about having toys 	<ul style="list-style-type: none"> • He / She has ... • They have ... 	bus, car, kite, plane, ship, teddy bear, toy, train, truck	kite toy
Unit 18 Playing and doing		Page 52	
<ul style="list-style-type: none"> • Talking about what someone is doing • Asking and answering questions about what someone is doing 	<ul style="list-style-type: none"> • I'm ... • What are you doing? – I'm ... 	dancing, drawing a picture, listening to music, playing basketball, reading, singing, watching TV, writing	listen singing
Unit 19 Outdoor activities		Page 58	
<ul style="list-style-type: none"> • Talking about what someone is doing outdoors • Asking and answering questions about what someone is doing outdoors 	<ul style="list-style-type: none"> • He's / She's ... • What's he / she doing? – He's / She's ... 	cycling, flying a kite, painting, playing badminton, running, skating, skipping, walking	play fly
Unit 20 At the zoo		Page 64	
<ul style="list-style-type: none"> • Asking and answering questions about what animals someone can see at the zoo • Asking and answering questions about what a zoo animal is doing 	<ul style="list-style-type: none"> • What can you see? – I can see ... • What's the ... doing? – It's ... 	climbing, counting, elephant, horse, monkey, peacock, swinging, tiger	parrot dancing
Review 4 & Fun time		Page 70 & 72	
Wordlist		Page 74	

My family

LESSON 1

1 Look, listen and repeat. 



2 Listen, point and say. 

Who's this / that?

It's my ____.



mother



father



brother



sister

3 Let's talk.

Who's this / that?

_____.



4 Listen and tick. 

1.



2.



5 Look, complete and read. 



1. A: Who's this?

B: It's my _____.

2. A: Who's that?

B: It's my _____.

3. A: Who's this?

B: It's my _____.

4. A: Who's that?

B: It's my _____.

6 Let's sing. 

My family

Who's this?

It's my brother.

Who's this?

It's my sister.

My brother and my sister.

Who's that?

It's my mother.

Who's that?


It's my father.

My mother and my father.



LESSON 2

1 Look, listen and repeat.



2 Listen, point and say.

How old is he / she?

He's / She's ____.



3 Let's talk.



4 Listen and number. 



5 Look, complete and read. 



1. A: How old is your sister?
B: She's eleven years old.



2. A: How old is your brother?
B: He's _____ years old.




3. A: How _____ is your sister?
B: She's _____ years old.



4. A: _____ is your brother?
B: He's _____ years old.

6 Let's play.

Board race



LESSON 3

1 Listen and repeat.

- o** old How **o**ld is your brother?
ure sure Are you **ure**?

2 Listen and circle.

1. a. I'm ten years old.
b. I'm sure.
c. Are you sure?
2. a. Are you sure?
b. I'm fourteen years old.
c. I'm twelve years old.

3 Let's chant.

How old is your brother?
He's sixteen. He's sixteen.
Are you sure?
Are you sure?

How old is your sister?
She's fifteen. She's fifteen.
Are you sure?
Are you sure?



4 Read and complete.

am my old sister

Look at the photo. This is (1) _____
brother. He is seventeen years old.
This is my (2) _____. She is twenty years
(3) _____. And this is me. I (4) _____
eight years old.




5 Let's write.


My name is _____. I am _____ years old.
My brother / sister is _____.
He / She is _____ years old.

6 Project

My family photo





1 Look, listen and repeat. 



2 Listen, point and say. 

What's his / her job?

He's / She's ____.



3 Let's talk.

What's his / her job?

He's / She's ____.



4 Listen and tick. 

1. a



b



2. a



b



5 Look, complete and read. 



1. She's _____.



2. He's _____.



3. A: What's her job?

B: She's _____.



4. A: What's his job?

B: He's _____.

6 Let's sing. 

My mother and my father

Who's this? Who's this?
It's my mother. It's my mother.
What's her job?
She's a worker. She's a worker.

Who's that? Who's that?
It's my father. It's my father.
What's his job?
He's a driver. He's a driver.



LESSON 2

1 Look, listen and repeat.

a

Is she a worker?


Yes, she is.



b

Is he a doctor?

No, he isn't. He's a nurse.




2 Listen, point and say.

Is he / she ___?

Yes, he / she is.

No, he / she isn't.
He's / She's ___.

a



a cook / yes

b



a farmer / yes

c



a cook / no / a singer

d



a farmer / no / a nurse

3 Let's talk.

Is he / she ___?

Yes, / No, ___.



4 Listen and number. 



5 Look, complete and read. 

1. **A:** Is she a nurse?
B: Yes, _____.



2. **A:** Is he a driver?
B: No, _____. He's a _____.



3. **A:** Is she a cook?
B: _____, _____.



4. **A:** Is he a singer?
B: _____, he isn't. He's a _____.



6 Let's play.

Clap for 'yes'

Is he a driver?

Yes, he is.

LESSON 3

1 Listen and repeat.

er mother My mother is a teacher.

or doctor My father is a doctor.

2 Listen and circle.

- a. My father is a doctor. b. My mother is a teacher.
- a. Is your mother a cook? b. Is your father a doctor?

3 Let's chant.



Mother, mother.
That's my mother.
Doctor, doctor.
My mother is a doctor.

Father, father.
That's my father.
Farmer, farmer.
My father is a farmer.

4 Read and complete.

Hi. My name is Minh. This is my family. My mother is a doctor. My father is a cook. My sister is a pupil. I am a pupil, too.



Hello. My name is Mary. This is my family. My mother is a nurse. My father is a driver. My brother is a pupil. I am a pupil, too.



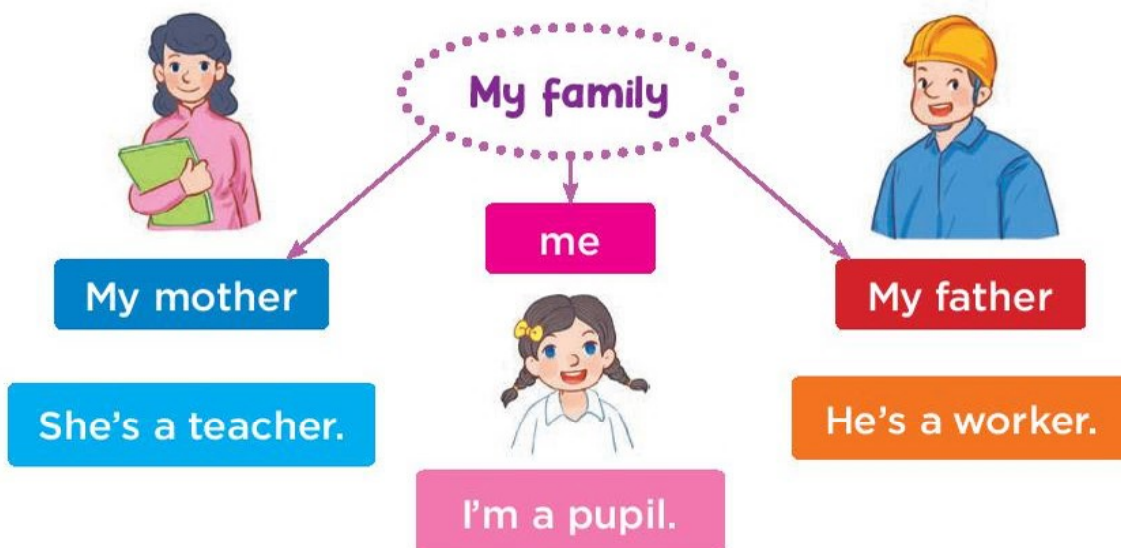
	mother	father	brother	sister
Minh	doctor	(1) _____	x	(2) _____
Mary	(3) _____	(4) _____	pupil	x

5 Let's write.

This is a photo of my family. My mother is _____.
My father is _____. I am _____.

6 Project

My parents' jobs



My house

LESSON 1

1 Look, listen and repeat. 



2 Listen, point and say. 

Where's the ___?

It's here / there.



3 Let's talk.

Where's ___?

It's ___.



4 Listen and circle. 



5 Look, complete and read. 



1. **A:** Where's the _____?
B: It's here.



2. **A:** Where's the _____?
B: It's there.



3. **A:** Where's the _____?
B: It's _____.



4. **A:** Where's the _____?
B: It's _____.

6 Let's sing. 

Where is it?

This is the living room.
Where's the dining room?
Where is it?
It's here. It's here.



That is the kitchen.
Where's the bathroom?
Where is it?
It's there. It's there.



LESSON 2

1 Look, listen and repeat.



2 Listen, point and say.

Where are the ____?
They're ____.



3 Let's talk.

Where are ____?
They're ____.



4 Listen and number. 



5 Look, circle and read. 

1. A: Where are the ___? a. lamps
 B: They're in the kitchen. b. tables



2. A: Where are the ___? a. pens
 B: They're on the table. b. books



3. A: Where are the tables? a. in the kitchen
 B: They're ___. b. in the living room



4. A: Where are the chairs? a. in the living room
 B: They're ___. b. in the bedroom



6 Let's play.

Bingo

there	in	on
tables	chairs	lamps
living room	bedroom	kitchen

LESSON 3

1 Listen and repeat.

ou house Wow, it's a big **house**!

ow brown Wow, it's a **brown** house!

2 Listen and circle.

1. **a.** I like a big house.

b. I like a brown house.

2. **a.** I don't like a big house.

b. I don't like a brown house.

3 Let's chant.

Big house, big house.

It's a big house.

It's my big house.

Come in, please!

Brown house, brown house.

It's a brown house.

It's my brown house.

Come in, please!




4 Read and complete.

My name is Mary. Here is my house. This is the living room and this is the bedroom. That is the kitchen and that is the bathroom. The chairs and the table are in the kitchen. The books are on the table.

1. This is the living room and this is _____.
2. That is _____ and that is the bathroom.
3. The chairs and the table are in _____.
4. The books are on _____.

5 Let's write.

Look at my bedroom. The table is _____ the bedroom. My school bag is _____ the table. The teddy bear is _____.



6 Project


My doll's house



My bedroom

LESSON 1

1 Look, listen and repeat.



2 Listen, point and say.

There's ___ in the room.

There are ___ in the room.



a desk



a bed



two doors



two windows

3 Let's talk.

There's ___.

There are ___.



4 Listen and tick. 



5 Look, complete and read. 



1. There's a _____
in the bedroom.



2. There's _____
in the living room.



3. There are two _____
in the bathroom.



4. There are _____
in the kitchen.

6 Let's play.

Memory game



LESSON 2

1 Look, listen and repeat.



2 Listen, point and say.

The ___ is ___.

The ___ are ___.



door / big



door / small



chairs / new




chairs / old


3 Let's talk.

The ___ is ___.

The ___ are ___.



4 Listen and number. 



5 Look, complete and read. 

1. There's a _____ in the bedroom.
It's new.



2. There are _____ in the room.
They're old.



3. There's a door in the room.
It's _____.



4. There are two windows in the room.
They're _____.



6 Let's sing. 

My bedroom

There's a bed in my bedroom.
It's new. It's new.
The bed is new.

There are two windows in my bedroom.
They're small. They're small.
The windows are small.



LESSON 3

1 Listen and repeat.

oo room There's a bed in the room.

oo door The doors are big.

2 Listen and circle.

1. The ___ is there. a. room b. door c. school

2. The ___ is big. a. door b. school c. room

3 Let's chant.



A door in the bedroom.
There's a door in the bedroom.
The door is big.
The bedroom is big, too.



Doors in the living room.
There are two doors in the living room.
The doors are small.
The living room is small, too.

4 Read and complete.

This is my bedroom. It is big.
There is a bed. There is a desk.
There are two chairs. There are
two windows. The bed is big.
The desk is old. The chairs are
new. The windows are small.

1. There is a bed and there is a _____.
2. There are two _____ and two windows.
3. The bed is _____.
4. The windows are _____.

5 Let's write.

This is my bedroom. It is _____.
There is a _____. It is _____.
There are two _____. They are _____.



6 Project

Things in my bedroom



LESSON 1

1 Look, listen and repeat.



2 Listen, point and say.

Would you like some ____?

Yes, please.

No, thanks.



beans / yes



fish / no



meat / yes



juice / no


3 Let's talk.

Would you like some ____?

Yes, / No, ____.



4 Listen and tick. 



5 Look, complete and read. 



1. Would you like some _____?



2. Would you like some _____?



3. A: Would you like some _____?

B: Yes, _____.



4. A: Would you like some _____?

B: _____, thanks.

6 Let's sing. 

Would you like some ...?

Would you like some rice?

No, thanks.

No, thanks.

Would you like some juice?

Yes, please.

Yes, please.



LESSON 2

1 Look, listen and repeat.

a What would you like to eat?



I'd like some bread, please.

b What would you like to drink?



I'd like some milk, please.

2 Listen, point and say.

What would you like to eat / drink?

I'd like some ____, please.




3 Let's talk.

What would you like to eat / drink?



4 Listen and number. 



5 Look, complete and read. 



1. I'd like some _____,
please.



2. I'd like some _____,
please.



3. A: What would you like to eat?
B: I'd like some _____,
please.



4. A: What would you like to drink?
B: I'd like some _____,
please.

6 Let's play.

Board race



LESSON 3

1 Listen and repeat.

ea bread I'd like some bread, please.

ea meat Would you like some meat?

2 Listen and tick.

1. I'd like some ____, please. a. meat b. bread c. beans

2. Would you like some ____? a. bread b. beans c. meat

3 Let's chant.

Bread, bread, bread.

What would you like to eat?

Some bread, please.

Bread, bread, bread.

Meat, meat, meat.

Would you like some meat?

Yes, please. Yes, please.

Meat, meat, meat.



4 Read and complete.

dining drinks like rice some

Nam and his family are at the (1) _____ table. There is a lot of food and (2) _____ on the table. His father and mother would (3) _____ some rice, beans and some water. His sister would like (4) _____ bread, meat and some milk. Nam would like some (5) _____, fish and some juice.

5 Let's write.



My father and my mother would like some _____.

My sister / brother would like _____.

I would like _____ and _____.

6 Project

Food and drinks survey



Review 3

1 Listen and tick.



2 Listen and number.



3 Read and match.

1. How old is your sister?

2. Is she a doctor?

3. Where are the chairs?

4. What would you like to eat?

5. Who's that?

a. It's my mother.

b. I'd like some meat, please.

c. She's sixteen years old.

d. They're in the kitchen.

e. Yes, she is.

4 Read and complete.

are big in is on

There (1) _____ two bedrooms in my house. There (2) _____ a lamp in each bedroom. My bedroom is (3) _____. There is a desk (4) _____ my bedroom. There is a clock (5) _____ the desk.

5 Ask and answer.



1. Who's this?



2. What's his job?





3. Where are the lamps / books / chairs?



4. What would you like to eat / drink?

Fun time

1 Do the puzzle. 



2 Quiz time

Interview your friends and write the answers. 

	Your friend's name	His / Her answer
What would you like to eat / drink?		

3 Circle the healthy foods.



1 Look, listen and repeat. 



2 Listen, point and say. 

Do you have any ___?

Yes, I do.


No, I don't.



3 Let's talk.



4 Listen and tick.  



5 Look, complete and read. 



1. **A:** Do you have any _____?
B: Yes, I do.



2. **A:** Do you have any _____?
B: Yes, I do.



3. **A:** Do you _____ any rabbits?
B: No, I don't. I have two _____.



4. **A:** Do you have any dogs?
B: No, I _____. I have three _____.

6 Let's sing. 

My pets

Do you have any dogs?
 Do you have any dogs?
 Yes, I do.
 Yes, I do.
 I have one dog.

Do you have any cats?
 Do you have any cats?
 No, I don't.
 No, I don't.
 I have one bird.




LESSON 2

1 Look, listen and repeat.

a I have two rabbits. How many rabbits do you have?
I have many.



b These are my goldfish. How many goldfish do you have?
I have some.



2 Listen, point and say.

How many ____ do you have?
I have ____.

a 
parrots / some

b 
parrots / many

c 
dogs / some


d 
dogs / many

3 Let's talk.

How many ____?
I have ____.



4 Listen and number. 



5 Look, complete and read. 

1. **A:** How many rabbits do you have?
B: I have _____.



2. **A:** How many dogs do you have?
B: I have _____.



3. **A:** How many parrots do you have?
B: I have _____.



4. **A:** How many goldfish do you have?
B: I have _____.



6 Let's play.

How many ...?

How many _____ do you have?



I have _____.

LESSON 3

1 Listen and repeat.

- dog Do you have any dogs?
- goldfish How many goldfish do you have?

2 Listen and circle.

- How many ___ do you have? a. dogs b. goldfish c. parrots
- Do you have any ___? a. dogs b. parrots c. goldfish

3 Let's chant.

Dogs, dogs, dogs.
Do you have any dogs?
Do you have any dogs?
Yes, I do.
Yes, I do.



Goldfish, goldfish, goldfish.
How many goldfish do you have?
How many goldfish do you have?
I have some goldfish.
I have some goldfish.

4 Read and complete.

and do have many

Hi. My name is Mary. I have (1) _____ pets in my house.
I (2) _____ twenty goldfish, four parrots (3) _____
some cats. How many pets (4) _____ you have?

5 Let's write.

My name is _____. I love pets. I have a cat.
It is big. I have _____. It is _____.
Do you have any _____?

6 Project

A pet show



Our toys

LESSON 1

1 Look, listen and repeat. 



2 Listen, point and say. 

He / She has ____.



3 Let's talk.

He / She has ____.



4 Listen and number. 



5 Look, complete and read. 



1. He has a _____.



2. She has _____.



3. _____ three planes.




4. She _____ trains.

6 Let's sing. 

A kite and a car.
 A kite and a car.
 He has a kite and a car.
 He has a kite and a car.



Their toys



Trains and planes.
 Trains and planes.
 She has trains and planes.
 She has trains and planes.



LESSON 2

1 Look, listen and repeat.


a



Lucy and Mary have two dolls.

Yes, they do.

b



They have three cars.

Yes, they do.

2 Listen, point and say.

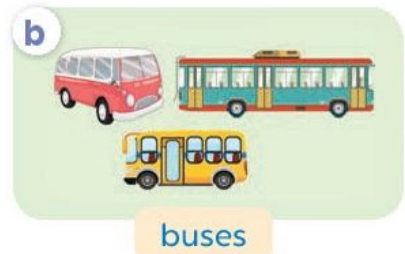
They have ____.

a



trucks

b



buses

c



ships

d



teddy bears

3 Let's talk.

They have ____.



4 Listen and tick.  

1. a



b



2. a



b

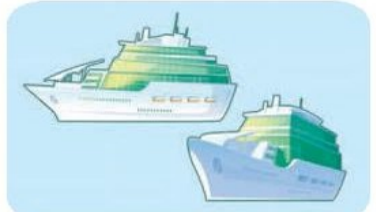


5 Look, complete and read. 

1. Ben and Nam have three _____.



2. They have _____.



3. Lucy and Mai have _____.



4. They _____.



6 Let's play.

Kim's game



LESSON 3

1 Listen and repeat.

i kite She has a kite.

oy toy He has a toy.

2 Listen and circle.

1. She has a ____.

a. kite	b. car	c. toy
---------	--------	--------

2. He has a ____.

a. toy	b. kite	c. car
--------	---------	--------

3 Let's chant.



Kite, kite, kite.
Ben has a kite.
He has a kite.

Bike, bike, bike.
Mary has a bike.
She has a bike.

Toys, toys, toys.
Ben and Mary have toys.
They have toys.

4 Read and circle a, b, or c.

Linh and Lucy are my friends. They like toys. They have many toys. They have a train, a truck and three ships. They have two planes, too. How many toys do you have?



5 Let's write.

Lucy is my friend. She has a doll. _____ is my friend.
She / He has _____ and _____
are my friends. They have _____.

6 Project

Our toys



LESSON 1

1 Look, listen and repeat. 




2 Listen, point and say. 

I'm ____.




3 Let's talk.

I'm ____.



4 Listen and tick. 



5 Look, complete and read. 



1. I'm _____.



2. I'm _____ a book.




3. I'm _____ a song.



4. I'm _____.

6 Let's play.

Miming game



LESSON 2

1 Look, listen and repeat.



2 Listen, point and say.

What are you doing?

I'm _____.



3 Let's talk.



4 Listen and number. 



5 Look, complete and read. 



1. A: What are you doing?
B: I'm _____ to music.



2. A: What are you doing?
B: I'm _____ TV.



3. A: What are you _____?
B: I'm _____ a picture.



4. A: What _____ you doing?
B: I'm _____ basketball.

6 Let's sing. 

What are you doing?

What are you doing?
I'm listening. I'm listening to music.
What are you doing?
I'm drawing. I'm drawing a picture.



What are you doing?
I'm watching. I'm watching TV.
What are you doing?
I'm playing. I'm playing basketball.

LESSON 3

1 Listen and repeat.

n listen We listen to music at break time.

ng singing I'm singing my favourite song.

2 Listen and circle.

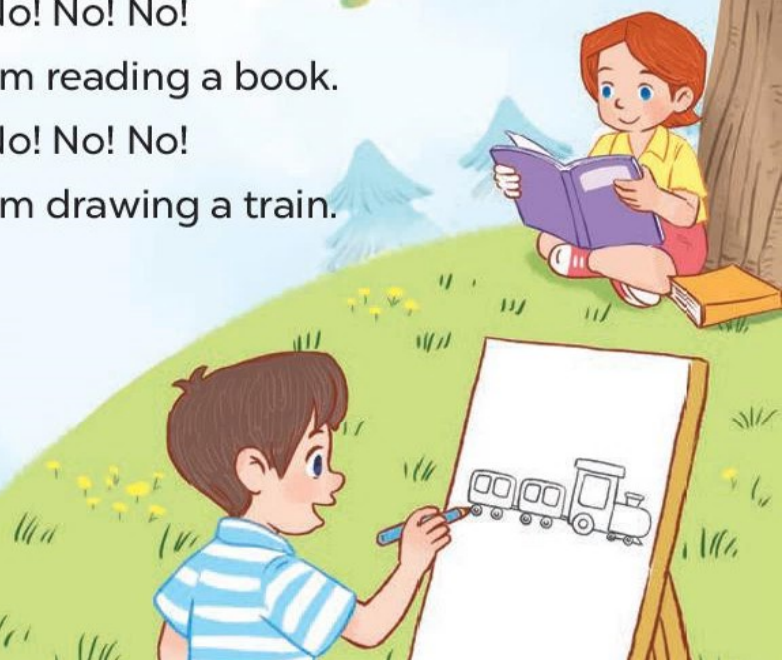
1. I ___ at break time. a. listen to music b. sing a song

2. I'm ___ a song. a. singing b. listening to

3 Let's chant.

Listen, everyone!
Stand up!
Count to ten,
and sing with me.

No! No! No!
I'm reading a book.
No! No! No!
I'm drawing a train.



4 Read and match.

1 My name's Linh. I'm in the library.
I'm reading a book.

2 My name's Minh. I'm in the music room.
I'm listening to music.

3 My name's Lucy. I'm in the art room.
I'm drawing a goldfish.



5 Let's write.



My name is _____. I'm in
the _____. I'm _____.
I like _____. What about you?

6 Project


Our activities



Outdoor activities

LESSON 1

1 Look, listen and repeat. 



2 Listen, point and say. 

He's / She's ____.




3 Let's talk.

He's / She's ____.



4 Listen and tick.  



5 Look, complete and read. 



1. He's _____.



2. She's _____.



3. She's _____.



4. He's _____.

6 Let's sing. 

Painting and singing



That's Mary.
That's Mary.
She's painting.
She's painting a picture.

That's Minh.
That's Minh.
He's singing.
He's singing a song.



LESSON 2

1 Look, listen and repeat.



2 Listen, point and say.

What's he / she doing?



He's / She's ____.



3 Let's talk.

What's he / she doing?

_____.



4 Listen and number. 



5 Look, complete and read. 



1. She's _____.



2. He's _____ a kite.



3. A: What's he doing?

B: He's _____.



4. A: What's _____ doing?

B: She's _____.

6 Let's play.

Whispering game



LESSON 3

1 Listen and repeat.

pl play She's **playing** volleyball.

fl fly He's **flying** a kite.

2 Listen and circle.

1. Mai is ____.

- a. flying a kite
- b. playing football
- c. playing volleyball

2. Minh is ____.

- a. playing volleyball
- b. flying a kite
- c. flying a plane

3 Let's chant.

Playing, playing, playing.
What's she doing?
She's playing volleyball.
She's playing volleyball.

Flying, flying, flying.
What's he doing?
He's flying a kite.
He's flying a kite.



4 Read and answer.

Mai and her friends are in the park. They like sports and games. Mai is cycling. Linh is playing badminton. Nam is flying a kite. Ben is playing football with Minh. They have a lot of fun in the park.

1. Where are Mai and her friends?
2. What is Mai doing?
3. What is Nam doing?
4. What is Ben doing?

5 Let's write.

Lucy and Nam are my friends.
They like _____. Lucy is
_____. Nam is _____.
I like _____. I'm _____.
What are you doing?



6 Project


Our outdoor activities



At the zoo

LESSON 1


1 Look, listen and repeat. 



2 Listen, point and say. 

What can you see?

I can see ____.




3 Let's talk.

What can you see at the zoo?



4 Listen and number. 



5 Look, complete and read. 



1. A: What can you see?
B: I can see a _____.



2. A: What can you see?
B: I can see _____.



3. A: What can you _____?
B: I can see _____.



4. A: What _____?
B: I can see _____.

6 Let's play.

Miming game




LESSON 2

1 Look, listen and repeat.

What can you see?

What's the elephant doing?



2 Listen, point and say.

What's the ___ doing?

It's ___.




3 Let's talk.

What's the ___ doing?

___.



4 Listen and tick. 



5 Look, complete and read. 

1. A: What's the parrot doing?

B: It's _____.



2. A: What's _____ doing?

B: It's _____.



3. A: What's _____ doing?

B: It's _____.



4. A: What's _____ doing?

B: _____.



6 Let's sing. 

At the zoo

What can you see at the zoo?

I can see a monkey.

What's the monkey doing?

It's swinging.

What can you see at the zoo?

I can see a peacock.

What's the peacock doing?

It's dancing.



LESSON 3

1 Listen and repeat.

a parrot I can see a parrot.

a dancing The peacock is dancing.

2 Listen and circle.

1. I can see a ____.

a. cat **b.** rabbit **c.** parrot

2. The monkey is ____.

a. dancing **b.** skating **c.** drawing

3 Let's chant.

We can see a parrot.
The parrot is counting.
We can see a parrot.
The parrot is counting.

They can see a peacock.
The peacock is dancing.
They can see a peacock.
The peacock is dancing.



4 Read and tick True or False.

Linh and her mother are at the zoo. They can see many animals. A monkey is swinging. A tiger is climbing a tree. An elephant is drawing. A peacock is dancing. Linh and her mother like the animals at the zoo.

1. Linh and her mother are at the zoo.
2. They can see a monkey, a tiger and many peacocks.
3. A tiger is climbing a tree.
4. A peacock is dancing.

True	False
<input type="checkbox"/>	<input type="checkbox"/>
<input type="checkbox"/>	<input type="checkbox"/>
<input type="checkbox"/>	<input type="checkbox"/>
<input type="checkbox"/>	<input type="checkbox"/>

5 Let's write.

My friends and I are at the zoo. We can see many _____.
A monkey is _____. A _____ is dancing.
We _____ the animals at the zoo.

6 Project

My favourite animals



Review 4

1 Listen and tick.

1.



2.



3.



4.



5.



2 Listen and number.



3 Read and match.

1. Do you have any goldfish?
2. What can you see?
3. What are you doing?
4. What's the elephant doing?
5. What's she doing?

- a. It's dancing.
- b. Yes, I do.
- c. She's skipping.
- d. I'm writing.
- e. I can see a peacock.

4 Read and complete.

drawing in reading watching

My family is at home now. My father is in the living room. He is (1) _____ TV. My mother is in the living room, too. She is (2) _____ a book. I am (3) _____ the garden. I am (4) _____ a picture.


5 Ask and answer.



1. What's he / she doing?



2. What can you see?




3. How many trains / cars / ships do you have?



4. What's the monkey doing?

Fun time

1 Do the puzzle. Then complete and say the sentences. 



Across →

- 3. How many _____ do you have?
- 4. I can see an _____.

Down ↓

- 1. She's _____.
- 2. He has a _____.
- 5. The _____ is counting.

2 Quiz time

Interview your friends and write the answers. 

	Your friend's name	His / Her answer
1. What are you doing?		
2. Do you have any dogs / parrots / rabbits?		
3. How many teddy bears / cars / trucks do you have?		

3 Look and match. Then talk.



1. a puppy



2. a kitten



3. a cub



4. a calf



a. _____



b. _____



c. _____



d. _____



A puppy is a baby dog.

Wordlist

bathroom	/'bɑ:θru:m/	phòng tắm
bean	/bi:zn/	đậu quả, hạt đậu
bed	/bed/	cái giường
bedroom	/'bedru:m/	phòng ngủ
big	/bɪg/	to, lớn
bird	/bɜ:d/	con chim
bread	/bred/	bánh mì
brother	/'brʌðə/	anh trai, em trai
bus	/bʌs/	xe buýt
car	/kɑ:/	xe ô tô
cat	/kæt/	con mèo
chair	/tʃeə/	cái ghế
chicken	/'tʃɪkɪn/	thịt gà
climb	/klaɪm/	leo, trèo
cook	/kʊk/	đầu bếp
count	/kaʊnt/	đếm
cycle	/'saɪkl/	đạp xe đạp
desk	/desk/	cái bàn (học sinh)
doctor	/'dɒktə/	bác sĩ
door	/dɔ:/	cửa ra vào
dog	/dɒg/	con chó
driver	/'draɪvə/	tài xế
draw a picture	/drɔ: ə 'pɪktʃə/	vẽ tranh
eighteen	/,eɪ'ti:zn/	số mười tám (18)
egg	/eg/	trứng
elephant	/'elɪfənt/	con voi
eleven	/'ɪlevn/	số mười một (11)
farmer	/'fɑ:mə/	người nông dân
father	/'fɑ:ðə/	bố
fifteen	/,fɪf'ti:zn/	số mười lăm (15)
fish	/fɪʃ/	cá
fly a kite	/flaɪ ə kaɪt/	thả diều
fourteen	/,fɔ:'ti:zn/	số mười bốn (14)
fun	/fʌn/	vui vẻ, niềm vui
goldfish	/'gəʊldfɪʃ/	con cá vàng
here	/hɪə/	ở đây
horse	/hɔ:s/	con ngựa
house	/haʊs/	ngôi nhà
how many	/haʊ 'meni/	bao nhiêu
in	/ɪn/	bên trong
job	/dʒɒb/	công việc
juice	/dʒu:s/	nước hoa quả
kitchen	/'kɪtʃɪn/	phòng bếp
kite	/kaɪt/	cái diều
lamp	/læmp/	đèn
listen to music	/'lɪsn tə 'mju:zɪk/	nghe nhạc

living room	/'lɪvɪŋ ru:m/	phòng khách
many	/'meni/	nhiều
meat	/mi:t/	thịt
milk	/mɪlk/	sữa
monkey	/'mʌŋki/	con khỉ
mother	/'mʌðə/	mẹ
new	/nju:/	mới
nineteen	/,naɪn'ti:zn/	số mười chín (19)
nurse	/nɜ:s/	y tá
old	/əʊld/	cũ
on	/ɒn/	bên trên
park	/pɑ:k/	công viên
parrot	/'pærət/	con vẹt
peacock	/'pi:kɒk/	con công
plane	/pleɪn/	máy bay
rabbit	/'ræbɪt/	con thỏ
read	/ri:d/	đọc
rice	/raɪs/	cơm
room	/ru:m/	(căn) phòng
run	/rʌn/	chạy
seventeen	/,sevn'ti:zn/	số mười bảy (17)
ship	/ʃɪp/	tàu thuỷ
sing	/sɪŋ/	hát
singer	/'sɪŋə/	ca sĩ
sister	/'sɪstə/	chị gái, em gái
sixteen	/,sɪks'ti:zn/	số mười sáu (16)
skate	/skeɪt/	trượt patanh (trượt ván)
skip	/skɪp/	nhảy dây
small	/smɔ:l/	nhỏ
some	/sʌm/	một vài
sport	/spɔ:t/	thể thao
swing	/swɪŋ/	đánh đu
sure	/ʃʊə/	chắc chắn
table	/'teɪbl/	cái bàn
teddy bear	/'tedi beə/	con gấu bông
there	/ðeə/	ở kia
thirteen	/,θɜ:ti:zn/	số mười ba (13)
tiger	/'taɪgə/	con hổ
toy	/tɔɪ/	đồ chơi
train	/treɪn/	tàu hoả
truck	/trʌk/	xe tải
twelve	/twelv/	số mười hai (12)
twenty	/'twenti/	số hai mươi (20)
walk	/wɔ:k/	đi bộ
watch TV	/wɒtʃ ,tɪz'vi:z/	xem TV
water	/'wɔ:tə/	nước
window	/'wɪndəʊ/	cửa sổ
worker	/'wɜ:kə/	công nhân
write	/raɪt/	viết

*Nhà xuất bản Giáo dục Việt Nam xin trân trọng cảm ơn
các tác giả có tác phẩm, tư liệu được sử dụng, trích dẫn
trong cuốn sách này.*

Chịu trách nhiệm xuất bản:

Chủ tịch Hội đồng Thành viên NGUYỄN ĐỨC THÁI
Tổng Giám đốc HOÀNG LÊ BÁCH

Chịu trách nhiệm nội dung:

Tổng biên tập PHẠM VĨNH THÁI

Biên tập nội dung: LÊ THỊ HUỆ – VŨ THỊ LAI – NGUYỄN ĐẶNG MAI LINH
NGUYỄN THỊ THANH XUÂN – LÊ NGUYỄN HOÀI NGÂN
TRẦN THU HÀ – NGUYỄN THANH GIANG

Biên tập mỹ thuật: NGUYỄN BÍCH LA

Thiết kế sách: THÁI THANH VÂN

Trình bày bìa: BÙI QUANG TUẤN – PHÙNG DUY TÙNG

Minh họa: NGUYỄN THẾ PHI – NGUYỄN THỊ THANH VÂN

NGUYỄN THỊ NGỌC THUY – NGUYỄN HỒNG QUÂN

Sửa bản in: TRẦN THU HÀ

Chế bản: CÔNG TY CỔ PHẦN MỸ THUẬT VÀ TRUYỀN THÔNG

Sách được biên soạn, biên tập, thiết kế với sự cộng tác của Nhà xuất bản Macmillan (MPC) và các biên tập viên Ken Wilson, Cauvis Fung và Sophia Hopton.

© Vietnam Education Publishing House (VEPH) & Macmillan (MPC), 2022.

Tất cả các phần của nội dung cuốn sách này đều không được sao chép, lưu trữ, chuyển thể dưới bất kỳ hình thức nào khi chưa có sự cho phép bằng văn bản của Nhà xuất bản Giáo dục Việt Nam và Nhà xuất bản Macmillan (MPC).

TIẾNG ANH 3 – GLOBAL SUCCESS – SÁCH HỌC SINH, TẬP HAI

Mã số: G3HH3A002A22

In ... bản, (QĐ ...) khổ 20 x 28 cm.

Đơn vị in: ...

Địa chỉ: ...

Số ĐKXB: 146-2022/CXBIPH/22-48/GD.

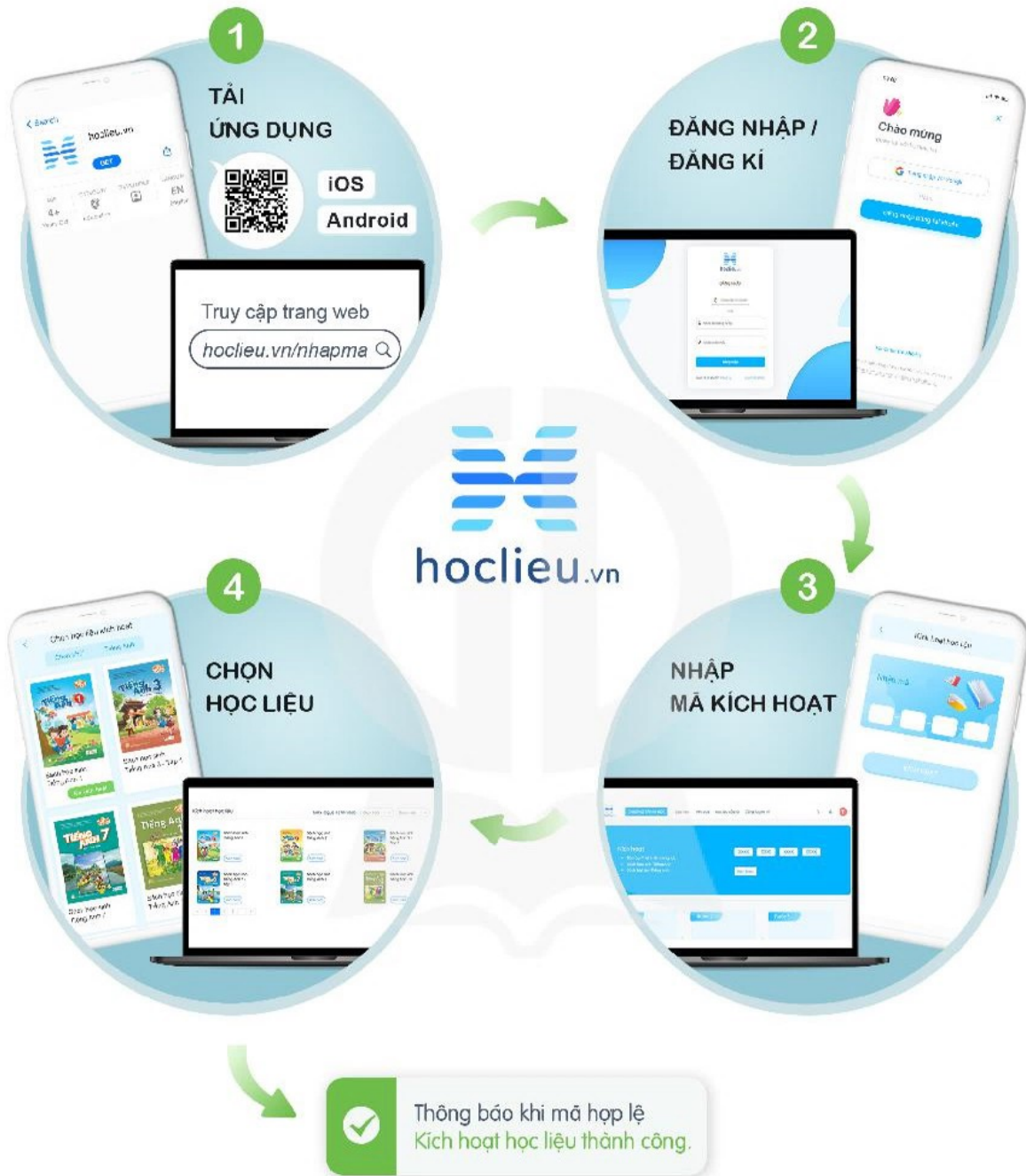
Số QĐXB: .../QĐ - GD - HN ngày ... tháng ... năm

In xong và nộp lưu chiểu tháng ... năm 20...

Mã số ISBN: Tập một: 978-604-0-30720-0

Tập hai: 978-604-0-30721-7

HƯỚNG DẪN KÍCH HOẠT HỌC LIỆU KÈM SÁCH TIẾNG ANH



Mã kích hoạt dưới lớp phủ như trên thẻ cào **SÁCH MỀM - HỌC LIỆU THÔNG MINH** tại bìa sau của cuốn sách.

*Hãy bảo quản, giữ gìn sách giáo khoa để dành tặng
các em học sinh lớp sau!*

Tiếng Anh 3

GLOBAL
SUCCESS



SACHMEM.VN
ĐẠY HAY, HỌC TỐT



TÀI NGUYÊN HỖ TRỢ DẠY - HỌC SGK TIẾNG ANH - GLOBAL SUCCESS

1. Audio CD
2. Bài giảng điện tử PowerPoint
3. Giáo án minh hoạ
4. Video tiết giảng minh hoạ
5. Tài liệu tập huấn giáo viên
6. Bộ đề kiểm tra thường xuyên và định kì
7. Thẻ từ
8. Tranh tình huống
9. Bộ quân rối
10. Video dạy Phonics
11. Sách mềm giáo viên
12. Hệ thống LMS (học liệu thông minh)
13. Ứng dụng Lingo
14. Bộ truyện đọc Story Land

Các đơn vị đầu mối phát hành:

- * **Miền Bắc:** CTCP Đầu tư và Phát triển Giáo dục Hà Nội
Địa chỉ: Toà nhà văn phòng HEID ngõ 12 Láng Hạ, Ba Đình, Hà Nội Điện thoại: 024 3512 3939
- * **Miền Trung:** CTCP Đầu tư và Phát triển Giáo dục Đà Nẵng
Địa chỉ: 145 Lê Lợi, Hải Châu 1, Hải Châu, Đà Nẵng Điện thoại: 023 6388 9954
- * **Miền Nam:** CTCP Đầu tư và Phát triển Giáo dục Phương Nam
Địa chỉ: 231 Nguyễn Văn Cừ, P.4, Quận 5, TP. Hồ Chí Minh Điện thoại: 028 7303 5556

Sách điện tử: <https://hanhtrangso.nxbgd.vn>
<https://sachmem.vn>

Kích hoạt để mở học liệu điện tử: Cào lớp nhũ trên tem để nhận mã số. Truy cập <https://hanhtrangso.nxbgd.vn> và nhập mã số tại biểu tượng tương chia khoá.



ISBN 978-604-0-30721-7



9 786040 307217

Bản in thử
SÁCH KHÔNG BÁN