



Đào Xuân Phương Trang (Chủ biên)
Nguyễn Thanh Bình – Phạm Nguyễn Huy Hoàng – Lê Nguyễn Như Anh
Đình Trần Hạnh Nguyên – Nguyễn Hồ Thanh Trúc – Hồ Thị Xuân Vương

TIẾNG ANH 4

NATIONAL GEOGRAPHIC

EXPLORE OUR WORLD

SÁCH HỌC SINH

BẢN MẪU



NHÀ XUẤT BẢN
ĐẠI HỌC SƯ PHẠM TP HỒ CHÍ MINH



CÔNG TY CỔ PHẦN ĐẦU TƯ
XUẤT BẢN - THIẾT BỊ GIÁO DỤC VIỆT NAM



NATIONAL
GEOGRAPHIC
LEARNING

Scope & Sequence

Units 0-8

Unit 0 – Getting Started

page 6

<p>Friends: Hi, my name's Mary. I'm in Grade 4. I'm in Class 4-D. Hello, I'm Jane. I'm in Grade 4, too. I'm in Class 4-A.</p>	<p>Family members: dad, mom, grandpa, grandma, sister, aunt, uncle, cousin This is my uncle. He's tall. His eyes are black. He has big ears.</p>	<p>Numbers: 21–30, 10–100 How many crayons do you have? I have thirty crayons. Are there thirty students in your class? No, there aren't. There are forty students.</p>
--	--	---

Unit	Vocabulary	Language Focus	The Sounds of English	Value
<p>1 Weather and Clothes page 13</p>	<p>bathing suit cloudy coat cold cool hot jeans put on pyjamas raincoat rainy</p> <p>sandals shorts slippers sneakers snowy sunny take off umbrella warm windy</p>	<p>What's the weather like? It's rainy. Let's stay at home. No, let's go outside. Is this Freddy's coat? No, it isn't. It's his brother's coat. Are these his brother's sandals, too? No, they aren't. They're his parents' sandals.</p>	<p>/s/ hot /r/ rainy /B/ bathing /s/ sneakers Word stress</p>	<p>Dress for the weather.</p>
<p>2 Day by Day page 27</p>	<p>bookcase brush my teeth chopsticks chat with friends dish eat breakfast eat dinner eat lunch fold the clothes go to bed go to school get up</p> <p>mirror pillow rug shampoo soap sweep the floor toothbrush toothpaste towel vase watch television wash my face</p>	<p>Are there any bookcases in your house? Yes. There's one bookcase in the living room. Are there any dishes in the kitchen? Yes. There are some dishes in the kitchen. Is there any soap in the bathroom? No. There isn't any soap in the bathroom. What time do you eat dinner? I eat dinner at 6:00. Does your baby sister eat dinner at 6:00, too? No, she doesn't. She eats dinner at 7:30.</p>	<p>/v/ lunch /br/ brush /fr/ friend /y/ television Word stress</p>	<p>Help at home.</p>

Project 1

page 41

Stop and Check 1A & 1B

page 42

Units 1–4 Review

page 77

<p>Places in school: computer room, canteen, sports hall, library, playground</p> <p>Where are you? I'm in the library.</p>	<p>Classroom language: Work in a group. Be quiet. Raise your hand. Go to the board. Don't forget your book!</p>	<p>Directions: turn left, turn right, go straight ahead, go past, on the right, on the left</p> <p>How can I get to the computer room? Go straight ahead and turn right. The computer room is on the left.</p>
--	--	---

Unit	Vocabulary	Language Focus	The Sounds of English	Value
<p>3 Fun at School page 45</p>	<p>calculator color count cut draw erase flash card globe glue highlight highlighter marker</p> <p>notebook paint paintbrush scissors stick sticker pencil sharpener pencil case tape turn on turn off use</p>	<p>Can I use your pen? Sure. Here it is. Can I use your glue? Sorry. I'm using it. Can you color this picture for me? Sorry. I don't have any crayons.</p> <p>Where's the globe? It's opposite the stickers. Where are the stickers? They're next to the scissors. Are the scissors in front of the highlighter? Yes, they are.</p>	<p>/u/ book /i/ count /k/ crayon /s/ sticker Word stress</p>	<p>Be neat.</p>
<p>4 Wonderful Jobs page 59</p>	<p>actor animal hospital bus chef driver farm farmer hairdresser hair salon lab office worker</p> <p>photographer police officer police station restaurant sailor scientist ship studio theater vet yoga center yoga teacher</p>	<p>Do you want to be an actor? Yes, I do. Does Eddie want to be an actor, too? No, he doesn't. He wants to be a vet. What do you want to be? I want to be a chef.</p> <p>What are your parents' jobs? My father is a sailor, and my mother is a chef. Where do they work? He works in a ship, and she works in a restaurant.</p>	<p>/v/ vet /j/ yoga /t/ theater /dri/ driver Word stress</p>	<p>Do what you love.</p>

Project 2

page 73

Stop and Check 2A & 2B

page 74

Unit	Vocabulary	Language Focus	The Sounds of English	Value	
5 Animal Friends page 79	bite buffalo carry cat chase chicken cow climb crawl drink duck feed	goat hamster hop horse hug lick pig rabbit sniff swan swim turtle	Is the cat sleeping? No, it isn't. Is it climbing? Yes, it is. Are the ducks eating? No, they aren't. Are they swimming? Yes, they are. What's the horse doing? It's running. What are the cows doing? They're drinking water.	/ɪ/ horse /ɜ/ turtle /g/ goat /sw/ swim Word stress	Be good to animals.
6 Amazing Activities page 93	do a puzzle do gymnastics do karate exercise fly a kite go camping go fishing go shopping go swimming jump rope make a poster play badminton	play basketball play chess play soccer play tag play the guitar practice yoga read a story ride a bike sing karaoke take photos watch a game watch a movie	Do you like flying a kite? Yes, I do. Does Mia like doing gymnastics? No, she doesn't. What does she like doing? She likes taking photos. Would you like to play basketball with me? Yes, I'd love to. No, thanks. Would you like to play basketball or chess? I'd like to play chess.	/ɪ/ puzzle /pl/ play /ks/ box /fl/ fly Word stress	Have a hobby.
Project 3 page 107					
Stop and Check 3A & 3B page 108					
Units 5–8 Review page 143					
Word List page 145					
Cut-outs					

Unit	Vocabulary	Language Focus	The Sounds of English	Value
<p>7</p> <p>Awesome Animals</p> <p>page 111</p>	<p>big teeth big wings colorful feathers giraffe hard beak hippo lion large horn long mane long trunk kangaroo panda</p> <p>peacock rhino shark sharp claws short tail smooth skin snake stripes thick fur tiger zebra zoo</p>	<p>What does a kangaroo look like? A kangaroo has a long tail, but it doesn't have big wings.</p> <p>Why do you like zebras? I like zebras because they have stripes. Why don't you like tigers? I don't like tigers because they have sharp claws.</p>	<p>/ə/ zebra /ɔ:/ long /tr/ trunk /k/ claw Word stress</p>	<p>Be kind to animals.</p>
<p>8</p> <p>Our Feelings</p> <p>page 125</p>	<p>angry aquarium bored calm concert cinema excited festival gym happy hospital hungry library</p> <p>market museum tired party proud relaxed restaurant sad scared sick sleepy stadium</p>	<p>Were you at the party yesterday? No, I wasn't. Where were you? I was at the library. Was Mia at the library, too? Yes, she was.</p> <p>Where were you and Eddie yesterday? We were at the cinema. We were happy. Where were your brothers yesterday? They were at a festival. They were excited.</p>	<p>/ə/ calm /gr/ grandma /pr/ proud /sl/ sleepy Word stress</p>	<p>Listen to our feelings.</p>
<p>Project 4</p> <p>page 139</p>				
<p>Stop and Check 4A & 4B</p> <p>page 140</p>				

LESSON 1

Unit 0 Getting Started

1 Listen and read. TR: A1

Hi, my name's Mary.
I'm in Grade 4.
I'm in Class 4D.



Hello, I'm Jane.
I'm in Grade 4, too.
I'm in Class 4A.

2 Read again and check. ✓✎

1. Mary is in Grade 4.

True

False

2. Jane is in Class 4D.

True

False

3 Look. Listen and draw lines. TR: A2 ✎



Linh



James



Nam



Olivia

Grade 5

Class 3C

Grade 1

Class 4E

4 Read and write. ✎




Name: _____

Grade: _____

Class: _____

Subject: English

1 Look and listen. Repeat. TR: A3



2 Read. Listen and circle. TR: A4

1. The uncle / aunt is short / tall.
2. The sister / cousin has curly / straight hair.
3. The mom / aunt has brown eyes / black eyes.

3 Point to the picture in 1. Ask and answer.

This is the uncle. He's tall. His eyes are black. He has big ears.



4 Draw your family. Say.

This is my aunt. She's tall.
She has black eyes.

LESSON 3

1 Look and listen. Repeat. TR: A5

How many crayons are there?



There are twenty-eight crayons.

2 Look and listen. Repeat. TR: A6

21

twenty-one

22

twenty-two

23

twenty-three

24

twenty-four

25

twenty-five

26

twenty-six

27

twenty-seven

28

twenty-eight

29

twenty-nine

30

thirty

3 Look and count. Ask and answer.

1.




3.



Number 1. How many books are there?

There are twenty-two books.

2.



4.



4 Talk about the things in your classroom. Ask and answer.

How many pens are there?

There are twenty-three pens.

1 Look and listen. Repeat. TR: A7

How many crayons do you have?



I have thirty crayons.



2 Look and listen. Repeat. TR: A8

10
ten

20
twenty

30
thirty

40
forty

50
fifty

60
sixty

70
seventy

80
eighty

90
ninety

100
one hundred

3 Look and count. Ask and answer.


1.



Number 1. How many pencils do you have?

I have thirty pencils.

2.



3.



4 Draw. Ask and answer.

How many rulers do you have?



I have twenty rulers.

LESSON 5

1 Look and listen. Repeat. TR: A9



computer room



canteen



sports hall



library



playground

2 Read. Listen and circle. TR: A10

1. Lucy is in the sports hall / library. 3. Mai is in the computer room / sports hall.
 2. Nam is in the playground / canteen. 4. Jack is in the canteen / playground.

3 Point to the pictures in 1. Ask and answer.

Where are you?

I'm in the library.

4 Play the game: Find me.



1 Look and listen. Repeat. TR: A11

2 Listen and point. Say. TR: A12

Work in a group.



Go to the board.




Be quiet.

Raise your hand.



Don't forget
your book.



3 Look at the picture in 1. Listen and number. TR: A13 

4 Play the game: Simon Says.

Simon says:
Raise your hand.



OK.



OK.

LESSON 7

1 Look and listen. Repeat. TR: A14



turn left



turn right



go straight ahead



go past



on the right



on the left

2 Look at the pictures in 1. Listen and number. TR: A15

3 Look. Ask and answer.

Where's the computer room?



Go straight ahead and turn right. The computer room is on the left.



4 Use your school map. Ask and answer.

Where's the sports hall ?

Turn right and go straight ahead. The sports hall is on the right.

Unit 1

Weather and Clothes

Look and check. ✓✎

I see _____.

snow rain

I see a girl in a pink dress.

Yes No

A girl making a snow angel

13

LESSON 1

1 Look and listen. Repeat. TR: A16

2 Listen and point. Say. TR: A17



cold



cool



warm



hot



3 Look. Listen and circle. TR: A18

1.



3.



2.



4.



4 Ask and answer.

Is it cool today?



Yes, it is.

1 Look and listen. Repeat. TR: A19

2 Listen and point. Say. TR: A20



cloudy



sunny




rainy



windy



snowy

3 Read. Listen and draw lines. TR: A21 

- | | | |
|---------------------|---|-------------|
| 1. Paris | • | • a. cloudy |
| 2. London | • | • b. sunny |
| 3. Hà Nội | • | • c. rainy |
| 4. Hồ Chí Minh City | • | • d. windy |
| 5. Chicago | • | • e. snowy |

4 Say.



It's **hot and sunny** in **Nha Trang**.

LESSON 3

1 Look and listen. Repeat. TR: A22


Eddie: What's the weather like?

Mia: It's rainy. Let's stay at home.

Eddie: No. Let's go outside.
Let's play in the rain.



2 Look. Listen and number. TR: A23



3 Point to the pictures in 2. Ask and answer.

What's the weather like?



It's rainy. Let's play outside.

4 Ask and answer.

What's the weather like today?

It's windy. Let's wear our coats.

1 Look. Listen and check. ✓ TR: A24 🗣️



2 Read. Listen again and circle. TR: A25 🗣️

- Mai: I like sunny / windy days. I can walk to school / stay at home.
- Jack: I like rainy / windy days. I can play with my dog / kite.
- Lucy: I like cloudy / rainy days. I can run / jump in the rain.
- Nam: I like snowy / rainy days. I can play in the snow / rain.

3 Ask and answer.

What's the weather like?



It's sunny.

Do you like sunny days?

Yes, I do. I can run in the park.

LESSON 5

1 Look and listen. Repeat. TR: A26

2 Point and say.



a raincoat



a bathing suit



a coat



an umbrella



put on



take off

3 Read and circle.

1. It's rainy. Put on / Take off your raincoat.
2. It's hot. Put on / Take off your coat.
3. It's sunny. Put on / Take off your bathing suit. Let's go outside and play.
4. It's rainy. Don't forget your umbrella / coat.
5. It's snowy. Don't forget your raincoat / coat.

4 Make a dice. Play the game: Dice Rolling.



Take off your raincoat.
It's hot.



1 Look and listen. Repeat. TR: A27

2 Point and say.



shorts



jeans



pyjamas




sneakers



slippers



sandals

3 Read. Listen and write. TR: A28 

- Nancy: I like dresses and _____.
- Lola: I like _____ and hats.
- Minh: I like shorts and _____.
- Robert: I like _____ and _____.

4 Ask and answer.

What are your favorite clothes?

Do you like sandals ?



I like sneakers.

Yes, I do.

LESSON 7

1 Look and listen. Repeat. TR: A29

Mia: Is this Freddy's coat?
 Polly: No, it isn't. It's his brother's coat.
 Mia: Are these his brother's sandals, too?
 Polly: No, they aren't. They're his parents' sandals.



2 Look. Read and circle. ✎

- 

It's Mai / Mai's umbrella.
- 

They're the boy's / the boys' jeans.
- 

They're Mai's / Mai's brothers' raincoats.

3 Point to the pictures in 2. Ask and answer.

Are these Mai's jeans?



No, they aren't. They're the boys' jeans.

4 Talk with a friend.

Is it Lan's pen ?

Yes, it is .

Are these Nam's books ?

No, they aren't .
 They're the teachers' books .

1 Look. Listen and number. TR: A30



2 Read. Listen again and check. TR: A31

Conversation 1:

1. It's sunny. True False
 2. The coat is on the mother's desk. True False

Conversation 2:

1. The sneakers are big. True False
 2. They're the brothers' sneakers. True False

3 Draw the clothes. Ask and answer.

Are these
your sandals ?



No, they aren't. They're
my mother's sandals.

LESSON 9

1 Listen and repeat. TR: A32

o	r	th	sn
hot	rainy	bathing	sneakers

2 Listen and chant. TR: A33

What's the weather like? Is it hot, hot, hot?

What's the weather like? Is it snowy, snowy, snowy?

Look at the sky! It's cloudy, cloudy, cloudy.

What's the weather like? It's rainy, rainy, rainy.

Don't wear your brother's sneakers. Wear your boots.

Don't wear his raincoat. Wear your bathing suit.

Bathing suits and boots. We're ready!

Let's play together. Let's have fun.


3 Say. Write each word in the correct column. 

weather long top father snowy
river run mother snack

o as in hot	r as in rainy	th as in bathing	sn as in sneakers

1 Listen and repeat. TR: A34

- 1. weather ●●
- 2. snowy ●●
- 3. rainy ●●
- 4. bathing ●●
- 5. sneakers ●●
- 6. umbrella ●●●

2 Say. Write each word in the correct column. 

~~sunny~~ computer windy umbrella
raincoat sandals eraser

●●	●●●
sunny	

3 Play the game: Stand or Sit.



LESSON 11

1 Listen and read. TR: A35

Đà Lạt

Đà Lạt is beautiful. Its weather is beautiful, too. It's usually sunny and cool. Sometimes, it's rainy. In Đà Lạt, many students wear jackets, sneakers, and sandals. Some students wear hats and coats. Do you like cool weather? What's the weather like in your city?



2 Read again. Check the correct picture. ✓✎




3 Read again and circle. ✎

- | | | |
|---|------|-------|
| 1. Đà Lạt is beautiful. | True | False |
| 2. It's sunny and hot in Đà Lạt. | True | False |
| 3. It doesn't rain in Đà Lạt. | True | False |
| 4. In Đà Lạt, many students wear hats, jeans, and sneakers. | True | False |

1 Look. Read and write. 

Snowy weather is my favorite. It's 1. . I put on my


2.  and make a snowman. I play with my friends in the

3. . It's fun.

4.  weather is my favorite. It's 5. . I put

on my 6.  and 7. . I play with my

8.  in the 9. .

2 Write about your favorite weather. Write 15–20 words. 

_____ weather is my favorite. It's _____
I put on _____. I _____.

3 Ask and answer.

1. What's your favorite weather?
2. What do you wear in this weather?
3. What do you do in this weather?

VALUE

1 Look and listen. Repeat. TR: A36

Dress for the weather.

When it's sunny, I wear my hat.

When it's rainy, I wear my raincoat.

2 Read and write.

snowy
rainy

my hat
my scarf

my sneakers
my jacket

my raincoat
my bathing suit

When it's sunny, I wear _____.

When it's cold, I wear _____.

When it's _____, I wear _____.

3 Ask and answer.

1. What do you wear when it's windy?
2. What do you wear when it's hot?
3. What do you wear when it's rainy?
4. What do you wear when it's _____?

A rainy day in Nam Định

Unit 2

Day by Day

Look and check. 

The bird is _____.

- eating
- taking a bath

The bird has red eyes.

- Yes
- No

A bird in South Texas, US

LESSON 1

1 Look and listen. Repeat. TR: A37

2 Listen and point. Say. TR: A38



a bookcase



a rug



a vase



a pillow



chopsticks



a dish

3 Look. Listen and check. ✓ TR: A39

living room						
bedroom						
dining room						
kitchen						

4 Draw. Talk with your friend. 🗨️

Where are the chopsticks ?

They're in the kitchen.



1 Look and listen. Repeat. TR: A40

2 Listen and point. Say. TR: A41



soap



a towel



a toothbrush



toothpaste



shampoo



a mirror

3 Look and read. Unscramble the words. Write and say.



Hello, I'm Phong. The bathroom is my favorite room in my house. There is a big

(1) rrrori _____. There are three

(2) shotosrubhte _____. There is

some (3) obhesoptat _____. There is

some (4) opas _____ and (5) hopsamo _____.

I have a big (6) lewot _____, too.

4 Draw your bathroom and say.

Hello, I'm Jack. This is my bathroom.
There is a small mirror.



LESSON 3

1 Look and listen. Repeat. TR: A42

Eddie: Are there any bookcases in your house?

Mia: Yes. There's one bookcase in the living room.

Eddie: Are there any dishes in the kitchen?

Mia: Yes. There are some dishes in the kitchen.

Eddie: Is there any soap in the bathroom?

Mia: No. There isn't any soap in the bathroom.



2 Look. Listen and check. TR: A43

1.



3.



2.



4.



3 Point to the pictures in 2. Ask and answer.

Are there any chopsticks in this dining room?



Yes. There are some chopsticks in this dining room.

4 Draw. Ask and answer.

Are there any rugs in the dining room?

Yes, there's one rug in the dining room.



_____ 's dining room



_____ 's living room

1 Listen and draw lines. TR: A44



floating house

egg house

2 Read. Listen again and check. TR: A45

Conversation 1:

1. The floating houses are on the water. True False
2. There are three rooms in the brown house. True False

Conversation 2:

3. The egg house is big. True False
4. There's a table and a lamp in the egg house. True False

3 Talk about your house.



My house is small. It has three rooms. There are two chairs in the living room.

LESSON 5

1 Look and listen. Repeat. TR: A46

2 Point and say.



get up



brush my teeth



wash my face



eat breakfast



eat lunch



eat dinner

3 Look. Listen and number. TR: A47



4 Interview. Write.

Nga, where do you eat lunch?

I eat lunch at home.

	get up	brush my teeth	wash my face	eat breakfast	eat lunch	eat dinner
Me						
My friend:						

1 Look and listen. Repeat. TR: A48

2 Point and say.



go to school



chat with friends



watch television



sweep the floor



fold the clothes



go to bed

3 Look. Listen and draw lines. TR: A49



sweep the floor

fold the clothes

watch television

chat with friends

go to school

go to bed



4 Ask and answer.

Do you sweep
the floor in school?

What else do you do?



Yes, I do.

I chat with friends.

LESSON 7

1 Look and listen. Repeat. TR: A50

Mia: What time do you eat dinner?

Eddie: I eat dinner at 6:00.

Mia: Does your baby sister eat dinner at 6:00, too?

Eddie: No, she doesn't. She eats dinner at 7:30.



2 Look. Listen and draw. TR: A51



3 Point to the pictures in 2. Ask and answer.

What time does she get up?

She gets up at 6:15.

4 Interview. Write.

What time do you get up ?

I get up at 6:00.

What time does your mother get up ?

She gets up at 5:30.

	My friend	My friend's mother	My friend's father
get up			
wash face			
eat breakfast			

1 Look. Listen and check. ✓ TR: A52 



2 Read. Listen again and write. TR: A53 

1. The girl goes to school at _____.
2. The girl _____ at 12:30.
3. The boy _____ at _____.

3 Talk about your school day.



I go to school at 7:00
I eat lunch at 11:30

LESSON 9

1 Listen and repeat. TR: A54

u
lunch

br
brush

fr
friend

s
television

2 Listen and sing. TR: A55

Do you eat lunch at 12:30?

No no no. At 11:30.

Do you eat lunch with your parents?

No. With our friends.

Do you brush your teeth? Do you watch television?

Yes, we do. We brush our teeth.

We watch television. We sleep, sleep, sleep.

Our friends sleep, too.

3 Write and say. ✎



___own



televi__ion



___og



cocon__t

1 Listen and repeat. TR: A56

- | | |
|------------------|--------------------|
| 1. breakfast ●● | 4. shampoo ●● |
| 2. dinner ●● | 5. television ●●●● |
| 3. toothbrush ●● | 6. mirror ●● |

2 Say the words in 1. Clap at ●.

3 Play the game: Word Maze. Find your way from A to B. 🍷

A	breakfast →	toothbrush ↓	umbrella	toothpaste
	shampoo	kitchen	pillow	chopsticks
	bathroom	banana	pyjamas	bookcase
	sneakers	television	towel	dinner
				B



LESSON 11

1 Listen and read. TR: A57

A Day in Space

Astronauts are busy all day. They get up at 7 o'clock. Then they eat breakfast and start work at 8 o'clock. Sometimes, they walk outside. At 7 o'clock, they eat dinner. In the evening, the astronauts read or write e-mails. At about 10 o'clock, they go to bed.


2 Look. Read again and write.

- a. have dinner c. walk outside e. eat breakfast
b. get up d. go to bed




3 Read again. Complete the table.

What they do	Time
get up	_____ o'clock
start work	_____ o'clock
_____	7 o'clock
_____	10 o'clock


1 Read and reorder the sentences. 

- Lan gets up at 6:30.
- She eats lunch with her friends.
- She eats breakfast at 7:00.
- She goes to school at 7:15.

2 Read and write 3 sentences. Use the words in the box. 

get up	brush my teeth	wash my face
eat breakfast	eat dinner	eat lunch
go to school	go to bed	watch television
sweep the floor	fold the clothes	chat with friends

1. My friend gets up at 6:00.
2. My friend _____ at _____.
3. My friend _____ at _____.

3 Write about your friend's day. Write 15–20 words. 

_____ gets up at _____

He / She _____

He / She _____

4 Talk about your friend's day.

Tâm gets up at 6:00.

She goes to school at 6:30.

She eats lunch at 11:15.



VALUE

1 Look and listen. Repeat. TR: A58

Help at home.

I help my mom at home. I cook in the kitchen. I sweep the floor, too. I'm helpful.

2 Read and write. ✎

sweep the floor
fold the clothes
water the flowers

clean the kitchen
wash the dishes
cook dinner

At home:

I help my family.

I _____.

3 Ask and answer.

1. Do you help your mother? What do you do?
2. Do you help your father? What do you do?
3. Do you help your _____? What do you do?

Project 1

1 Read and role-play.

When do you get up?

I get up at 6:30. I brush my teeth and I eat breakfast at 7:00.

I watch television at 6:00.

I get up at 7:00. How about you?

What time do you watch television?

2 Ask and answer. Write.

	Me	My friend
1. When do you get up?		
2. What time do you eat breakfast?		
3. What time do you go to school?		
4. What time do you chat with friends?		
5. What time do you eat lunch / dinner?		
6. What time do you go to bed?		

3 Make a book about a day.



1. Fold.



2. Write the day on the cover.



3. Write and draw on the pages.



4. Write your name.

3 Talk about your day.

I get up at 8:30. I have breakfast at 9:00. I eat lunch at 12:00. I play with Sofia at 2:00.



Stop and Check 1A

Start >



What time ____?



Are these his ____?



What time ____?



Does he ____ at ____?



Are there ____?




 Win = 2 spaces Lose = 1 space



Is it ____?



____ weather like?



Are these ____?



_____ weather like?



Does he _____ at _____?



Are there _____?



Does _____ at _____?

Finish



It's _____. Put on _____.
Don't forget _____.



Do you like _____?



What time _____?



Are there _____ in _____?

Stop and Check 1B

1 Look. Listen and circle. TR: A59

1.   3.  

2.   4.  

2 Listen to the questions. Check the correct answers. TR: A60

1. It's cloudy.
 It's my coat.
2. Yes. They are my brother's sandals.
 No. They are in the living room.
3. She goes to school at 6:00.
 She eats dinner at 7:00.
4. No, there isn't.
 Yes. There are some.

3 Read and write.

Birthday Party

To: _____

Come to my birthday party!

When: _____

Where: my house

From: _____



Stefan's birthday party is at 7 o'clock. He wants Josh to come to his party. Help him write a card.

Unit 3

Fun at School



Look and check. ✓✎

The girl is _____.

- walking
- jumping

Sack race

45

<https://blogtailieu.com/giao-an-lop-4>

<https://blogtailieu.com/day-va-hoc/>

<https://blogtailieu.com/giao-an-lop-4>

LESSON 1

1 Look and listen. Repeat. TR: A61

2 Listen and point. Say. TR: A62



count



color



cut



draw



erase



glue

3 Read. Listen and write. TR: A63

1. Mai can _____ the crayons.

4. Gary can _____ an apple.

2. Nam can _____ the board.

5. Annie can _____ the paper.

3. Susan can _____ this sticker.

6. Minh can _____ the picture.

4 Play the game: Chain Game.

I can cut the paper.

He can cut the paper.

I can draw the flowers.

He can cut the paper.

She can draw the flowers.

I can color the picture.



1 Look and listen. Repeat. TR: A64

2 Listen and point. Say. TR: A65



highlight



paint



stick



use




turn on



turn off

3 Look. Listen and check. ✓ TR: A66



4 Talk to your friend.

Can you **paint a picture**?

Yes, I can.

What else can you do?

I can **turn on the computer**.

LESSON 3

1 Look and listen. Repeat. TR: A67

Mia: Can I use your pen?
 Eddie: Sure. Here it is.
 Mia: Can I use your glue?
 Eddie: Sorry, I'm using it.
 Mia: Can you color this picture for me?
 Eddie: Sorry, I don't have any crayons.



2 Read. Listen and check. TR: A68

- Can I use your pencil? yes no
- Can I stick your picture here? yes no
- Can I use your ruler? yes no
- Can you highlight the words for me? yes no

3 Point. Ask and answer. Use Can I... or Can you...

2. turn on the television ✓

4. cut the paper ✓

1. use your glue ✓

3. stick my picture ✗

5. use your crayons ✗

4 Act. Ask and answer.

Can I use your pen?



Sure. Here it is.

1 Look. Listen and check. ✓ TR: A69 



2 Listen again and circle. TR: A70 

- | | | |
|---|------|-------|
| 1. Laura can use Nathan's crayons. | True | False |
| 2. Nathan and Laura stick the flowers on a picture. | True | False |
| 3. Nathan has a blue crayon. | True | False |
| 4. Nathan and Laura color the flower red. | True | False |

3 Ask and answer.

Can you erase this flower for me ?



Sorry. I don't have any erasers.

LESSON 5

1 Look and listen. Repeat. TR: A71

2 Point and say.



a globe



a marker



a notebook



a paintbrush



scissors



a highlighter

3 Look. Read and circle.



1. Is it a marker?
Yes, it is. / No, it isn't.



3. Is it a notebook?
Yes, it is. / No, it isn't.



2. What is it?
It's a globe. /
It's a highlighter.



4. What is it?
It's a paintbrush. /
It's a pair of scissors.

4 Play the game: Guessing.

Is it a ball?

No, it isn't.

What is it?

It's a globe.



1 Look and listen. Repeat. TR: A72

2 Point and say.



a pencil sharpener



a pencil case



a tape



a flash card



a sticker



a calculator

3 Read. Listen and write. TR: A73

- Nam has a pencil and _____ in his pencil case.
- Linh has four _____ and some _____ in her bag.
- Jack has _____ and three _____ in his bag.

4 Ask and answer.

What do you have
in your pencil case?

I have two pencils
and a pencil sharpener.



LESSON 7

1 Look and listen. Repeat. TR: A74

Freddy: Can I use your marker?

Mia: Sure. It's behind the globe.

Freddy: Where's the globe?

Mia: It's opposite the stickers.

Freddy: Where are the stickers?

Mia: They're next to the scissors.

Freddy: Are the scissors in front of the highlighter?

Mia: Yes, they are.



behind



opposite



next to



in front of

2 Look. Listen and circle. TR: A75

1.



3.



2.



4.



3 Point to the pictures in 1 and 2. Ask and answer.

Where's the highlighter?

No. They're in front of the flash cards.



It's behind the tape. Are the scissors behind the flash cards?

4 Draw. Ask and answer.

Where are the scissors?



They're opposite the highlighter.

1 Look. Listen and check. ✓ TR: A76 



2 Look. Listen again and write. TR: A77 



1. _____

2. _____

3. _____

3 Play the game: Guessing.

It's next to the eraser
and in front of
the flash cards.



It's the pencil case.

LESSON 9

1 Listen and repeat. TR: A78

oo
book

c
count

cr
crayon

st
sticker

2 Listen and chant. TR: A79

Where are the crayons?
They're next to the notebooks.
Can you count the crayons?
Sure. There are twenty crayons.

Where are the stickers?
They're in front of the books.
Can you count the stickers?
Sure. There are sixteen stickers.



3 Look and say. Draw lines. ✏️



oo as in book



c as in count




cr as in crayon



st as in sticker

1 Listen and repeat. TR: A80


1. color ●● 4. sticker ●●
 2. crayon ●● 5. paintbrush ●●
 3. scissors ●● 6. pencil sharpener ●●●●

2 Write each word in the correct column. 

-pencil- notebook sticker sharpener umbrella
 paintbrush eraser scissors computer

●●	●●●	●●●
pencil		

3 Play the game: Left, Up, or Right.



LESSON 11

1 Listen and read. TR: A81

Paper Art

In China, people do paper art. They cut paper with their scissors. They make pictures of words. In Mexico, people like paper art, too. They can cut paper and make pictures of flowers, animals, and people. In Japan, there are many paper-cutting artists. They can sell their pictures.



2 Read again and draw lines.

- | | | |
|--|---|-------------|
| 1. People make pictures of words with paper and scissors. | • | • a. Mexico |
| 2. People cut paper and make pictures of flowers, animals, and people. | • | • b. Japan |
| 3. Many paper-cutting artists can sell their pictures. | • | • c. China |

3 Read again. Complete the text.

- In China, people make _____ of words.
- They cut paper with _____.
- In China, Mexico, and Japan, people do _____ art.

1 Read and circle. 

I can (1) **paint** / cut pictures. I can do it with (2) **a calculator** / some paintbrushes.

I can also (3) **draw** / turn off a beautiful rainbow. I love this activity very much.



2 Read and write. Use the words in the box. 

~~-cut-~~ color paint draw stick glue
crayons ~~-scissors-~~ paintbrushes ~~-paper-~~ pencils

0. I can cut paper. I can do it with my scissors.

1. I can _____. I can do it with my _____.

2. I can _____. I can do it with my _____.

3 What can you do? Write 20–25 words. 

I can _____, I can do it with my _____.

I can also _____.

4 Ask and answer.

1. What can you do?

2. Can you do it with a pencil?

VALUE

1 Look and listen. Repeat. TR: AB2

Be neat.

I put my pencils and erasers in my pencil case.

I put my stickers in my bag. I am neat.

2 Read and write.

on the bookshelf
scissors

in my backpack
pencil sharpener

notebooks
highlighter

calculator
globe

I put my _____ in my pencil case.

I put my _____ on the table.

I put my _____

3 Ask and answer.

1. Where do you put your notebooks?
2. Where do you put your calculator?
3. Where do you put your _____?

A classroom in Serbia

Unit 4

Wonderful Jobs

Look and check. 

Is it a car?

- Yes No

Where is it?

- On the sea
 In a forest

A fisherman catching fish in Phú Yên, Việt Nam

59

<https://blogtailieu.com/giao-an-lop-4>

<https://blogtailieu.com/day-va-hoc/>

<https://blogtailieu.com/giao-an-lop-4>

LESSON 1

1 Look and listen. Repeat. TR: B1

2 Listen and point. Say. TR: B2



a yoga teacher



a vet



an actor



a chef



a driver



a photographer

3 Look. Listen and check. TR: B3

1.



3.



2.



4.



4 Interview. Write.

Is your father a chef, Andy?

No, he isn't.
He's a driver.



a driver	<u>Andy's father</u>
a vet	_____
an actor	_____
a chef	_____
a yoga teacher	_____
a photographer	_____

1 Look and listen. Repeat. TR: B4

2 Listen and point. Say. TR: B5



a scientist



a farmer



an office worker



a hairdresser



a police officer



a sailor

3 Look. Listen and number. TR: B6



4 Play the game: Guessing.

What do I do?

No, I'm not.

That's right!



You're **farmer**.

You're **an office worker**.

LESSON 3

1 Look and listen. Repeat. TR: B7

Polly: Do you want to be an actor?

Mia: Yes, I do.

Polly: Does Eddie want to be an actor, too?

Mia: No, he doesn't. He wants to be a vet.

What about you? What do you want to be?

Polly: I want to be a chef.



2 Look. Listen and check. TR: B8

1. Tom:



3. John:



2. Michael's brother:



4. Minnie:



3 Look at the pictures in 2. Ask and answer.

Does Tom want to be a photographer?

No, he doesn't.

4 Play the game: Bingo.

Do you want to be a vet?

Yes, I do.

a vet

name: _____

a scientist

name: _____

a yoga teacher

name: _____

a photographer

name: _____

an office worker

name: _____

a police officer

name: _____

a bus driver

name: _____

a farmer

name: _____

a sailor

name: _____

1 Look. Listen and number. TR: B9 



2 Listen again and draw lines. TR: B10 



1.



2.



3.



a.



b.



c.

3 Play the game: Chain Game.

I want to be **a doctor**.
I want to **help people**.



Mary wants to be a **doctor**.
She wants to **help people**.
I want to be **a chef**. I want to
cook Vietnamese food.

LESSON 5

1 Look and listen. Repeat. TR: B11

2 Point and say.



yoga center



animal hospital



theater



restaurant



bus



studio

3 Look. Listen and draw lines. TR: B12



1

2

3

4



4 Play the game: Guessing.

My mother works at a restaurant.

Yes!



She's a chef!

1 Look and listen. Repeat. TR: B13

2 Point and say.



lab



farm



office



hair salon



police station



ship

3 Look. Listen and check. TR: B14



4 Ask and answer.

Where do you want to work?



I want to work at a hair salon.

LESSON 7

1 Look and listen. Repeat. TR: B 15

Polly: What are your parents' jobs?

Freddy: My father is a sailor,
and my mother is a chef.

Polly: Where do they work?

Freddy: He works on a ship, and she works
in a restaurant.

Polly: Do you want to be a sailor?

Freddy: Yes, I do.



2 Look. Listen and check. TR: B 16



1. True False

2. True False

3. True False

3 Point to the pictures in 2. Ask and answer.

What are Mai's
parents' jobs?



Her father is an actor,
and her mother is a vet.

4 Interview. Write.

What are your parents' jobs?

My mother is an office worker,
and my father is a scientist.

Where do they work?

My mother works in an office,
and my father works in a lab.

	father	mother	brother	sister	
What _____?	scientist	office worker			
Where _____?	lab	office			

1 Look. Listen and draw lines. TR: B17



2 Read. Listen again and check. TR: B18

- The girl wants to work in a studio. True False
- The girl wants to take pictures of animals. True False
- The girl wants to be a photographer. True False

3 Spin. Ask and answer.

Do you want to be a yoga teacher?

Yes. I love yoga, and I want to work in a yoga center.



LESSON 9

1 Listen and repeat. TR: B19

v	y	th	dr
vet	yoga	theater	driver

2 Listen and chant. TR: B20

What's your mother's job? She's a vet, vet, vet.
What's your father's job? He's a driver, driver, driver.

What about your sister? Where does she work?
She's a yoga teacher, and she works at a yoga center.
What about your brother? Where does he work?
Well, he's an actor, and he works in a theater.

Where do you want to work? Let me see.
Not in a hospital, not at a yoga center.
Not in a big theater, just on a ship.
I want to be a sailor. That's my dream.



3 Look and say. Draw lines. ✏️



v as in vet

y as in yoga

th as in theater

dr as in driver



13

1 Listen and repeat. TR: B21

- | | |
|------------------|-------------------|
| 1. theater ● ● ● | 4. studio ● ● ● |
| 2. driver ● ● | 5. yoga ● ● |
| 3. actor ● ● | 6. hospital ● ● ● |

2 Chant 2 in Lesson 9 again. Complete the table.

● ●	● ● ●
mother	

3 Play the game: North, South, East, or West.

- | | | | |
|--------|--------|----------|---------|
| actor | banana | hospital | driver |
| forget | camera | computer | officer |

Driver.



LESSON 11

1 Listen and read. TR: B22

Michelle is a vet. She works in an animal hospital on weekdays. On weekends, Michelle works outside on the streets. She drives her car around the city and gives animals food and medicine for free. She loves animals, and she wants to help them! Her friends even call her "the street vet." What about you? Do you want to be a vet?



2 Read again. Choose the best title.

- a. Vets and Pets b. The Street Vet c. Street Animals

3 Read again and circle.

- | | | |
|--|------|-------|
| 1. Michelle works in an animal hospital every day. | True | False |
| 2. She helps animals on the streets. | True | False |
| 3. She goes around by taxi. | True | False |
| 4. She gives animals medicine and food. | True | False |

ANIMAL

1 Read and complete the text. 

My father is a 1.  _____, and my mother is a 2.  _____.

He works at a Vietnamese 3.  _____, and she works at a

4.  _____. My parents 5.  _____ their jobs very much. I

want to be a 6.  _____. That's my dream job.

2 Write about your parents' jobs and your dream job.

Write 20–30 words. 

My mother is _____, and my father is _____.

I want to be _____.

3 Ask and answer.

1. What are your parents' jobs?
2. Where do they work?
3. What do you want to be?

HOSPITAL

VALUE

- 1 Look and listen. Repeat. TR: B23

Do what you love.

I want to be a swimmer. I can swim every day. I want to swim in the Olympic Games.

- 2 Read and write.

a chef	cook in a restaurant
a vet	help animals
a sailor	see the ocean every day
a hairdresser	make people beautiful

I want to be _____.

I can _____.

I want to _____.





- 3 Ask and answer.

1. What do you want to be?
2. What can you do?

A girl in a swimming pool

Project 2

1 Read and write. Draw.

Father	Mother	Brother / Sister	Me
			
Job: _____	Job: _____	Job: _____	Dream job: _____
Workplace: _____	Workplace: _____	Workplace: _____	Dream workplace: _____

2 Ask and answer.

1. What's your father's / mother's / sister's / brother's job?
2. Where does he / she work?
3. What do you want to be?
4. Where do you want to work?

3 Make a job poster.



1. Draw your family.



2. Color the picture.



3. Write their jobs.



4. Write your dream job.

3 Talk about your poster.

This is my family. My father is a chef.
He works at a restaurant. My mother is
a hairdresser. She works at a hair salon.
I want to be a singer.



Stop and Check 2A

Start



Where ____ work?



What ____?



Where ____?



Can I ____?



Can I ____?



Do you want ____?



Can you ____?



Where ____?



Win =
2 spaces

Lose =
1 space



Where ____?



Can they ____?



Do you want ____?



Where ____?



Can ____?



Is ____
next to ____?



Where ____?



Do you ____?

Look. Ask and answer.

Where do they work?

They work on
a farm.



Stop and Check 2A 75

Stop and Check 2B

1 Look. Listen and circle. TR: B24

1.



3.



2.



4.



2 Read and draw lines.

1. Can you color this picture? a. In a hair salon.
2. Where does she work? b. I want to be a sailor.
3. What do you want to be? c. Sure. Please give me some crayons.
4. Where are the flash cards? d. They're behind the globe.

3 Look. Ask and answer.



1. Where's the calculator?
2. Are the paintbrushes behind the globe?
3. Is the highlighter on the flash cards?

Units 1-4 Review

1 Look. Listen and number. TR: B25



2 Read and **circle**.

Susan is my best friend. Her father is a police officer, and her mother is a hairdresser. Her father works in a police station opposite their house. Her mother works at a hair salon. Susan doesn't want to be a police officer, and she doesn't want to be a hairdresser. She wants to be a scientist.

- | | | |
|---|------|-------|
| 1. Susan's parents are police officers. | True | False |
| 2. Her mother works at home. | True | False |
| 3. Susan wants to be a scientist. | True | False |

Units 1-4 Review

3 Reorder the words. Write the sentences. ✎

1. you / Can / paper / this / cut / for / me?

2. favorite / My / is / type / weather / of / sunny.

3. next to / are / my / Nhi's flash cards / notebooks.

4 Read and choose your trip. Circle. ✎



Home **BLOG** Photos

Let's go to my city. You can (1) **play with your kite** / run next to a beach / climb a mountain.
The weather is (2) **hot / sunny** / cool / cold / windy.
You can put on your (3) **bathing suit / sneakers**.
Don't forget your (4) **umbrella / jacket**. Let's have fun!

5 Write about your trip. Write 20-30 words. 📄

Let's go to _____

Unit 5

Animal Friends

Look and check. ✓✎

The bird is white.

Yes No

The dog likes the bird.

Yes No

A dog and his bird friend

79

LESSON 1

1 Look and listen. Repeat. TR: B26

2 Listen and point. Say. TR: B27



a duck



a swan



a chicken



a cat



a cow



a goat

3 Count and write. Ask and answer.

Are there any ducks on the farm?

Yes, there are. There are two ducks.

- | | |
|---------------------|----------------|
| 1. two <u>ducks</u> | 4. five _____ |
| 2. three _____ | 5. six _____ |
| 3. four _____ | 6. seven _____ |



4 Write the number.

Ask and answer.

Are there any cows on your farm?

Yes, there are.
There are three cows.



1 Look and listen. Repeat. TR: B28

2 Listen and point. Say. TR: B29



lick



swim



climb



drink



feed



carry

3 Look. Listen and write. TR: B30



4 Play the game: Tic Tac Toe.

Can monkey carry its baby?

Yes, it can. It can also climb.

swim	lick	climb
✕		○
drink	feed	eat
fly	sleep	carry
		○



LESSON 3

1 Look and listen. Repeat. TR: B31

Eddie: Is the cat sleeping?

Mia: No, it isn't.

Eddie: Is it climbing?

Mia: Yes, it is.

Mia: Are the ducks eating?

Eddie: No, they aren't.

Mia: Are they swimming?

Eddie: Yes, they are.



2 Read. Listen and check. ✓ TR: B32

- The chicken is sleeping. Yes No
- The monkey is climbing a tree. Yes No
- The swans are drinking water. Yes No
- The cows are feeding their babies. Yes No

3 Point. Ask and answer.

Is the dog running?

No, it isn't. It's drinking.



4 Find five differences. Ask and answer.



1 Look. Listen and circle. TR: B33



2 Read. Listen and check. TR: B34

1. The monkeys are climbing trees. True False
2. The monkeys are carrying their toys. True False
3. The monkeys aren't eating. True False
4. A monkey has his soda. True False

3 Draw. Ask and answer.

Is the cow eating?



No, it isn't.
It's drinking water.

LESSON 5

1 Look and listen. Repeat. TR: B35

2 Point and say.



a horse



a hamster



a turtle



a buffalo



a rabbit



a pig

3 Look at the pictures. Ask and answer.

Can you see a horse?

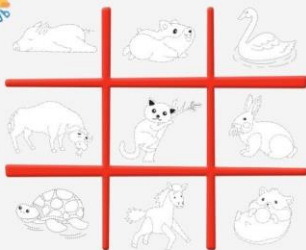
Yes. It's running.



4 Play the game: Tracing Bingo.

Can you see a pig?

Yes. It's sleeping.



1 Look and listen. Repeat. TR: B36

2 Point and say.



chase



crawl



sniff



hop



hug



bite

3 Look at the pictures in 1. Listen and number. TR: B37 

4 Play the game: Chain Game.

I'm a rabbit.
I can hop.

She's a rabbit. She can hop.
I'm a turtle. I can crawl.

...



LESSON 7

1 Look and listen. Repeat. TR: B38

Eddie: What's the horse doing?
 Polly: It's running.
 Eddie: What are the cows doing?
 Polly: They're drinking water.



2 Look. Listen and check. ✓ TR: B39



3 Point to the pictures in 2. Ask and answer.

What's the pig doing?



It's _____.

4 Play the game: Guessing.



1 Look. Listen and check. ✓ TR: B40 🖍️



2 Read. Listen and check. ✓ TR: B41 🖍️

1. Lan is in front of the rabbits. True False
2. The rabbits are sleeping. True False
3. Phong is at home. True False
4. The birds are feeding their babies. True False

3 Look at the zoo map. Write. Ask and answer. 🖍️

Where are you, **Tâm**?

I'm in front of **the turtles**.
They're **swimming**.



LESSON 9

1 Listen and repeat. TR: B42

or	ur	g	sw
horse	turtle	goat	swim

2 Listen and sing. TR: B43

Are the horses sleeping?
No, they aren't. They are running.
Are the goats running?
Yes, they are. They are running.

Are the turtles crawling?
No, they aren't. They are swimming.
Are the ducks swimming?
Yes, they are. They are swimming.

I love horses and goats. I love turtles and ducks.
I love animals. I love nature.



3 Write each word in the correct column.

game	short	swan
purple	orange	turn

or as in horse	ur as in turtle	g as in goat	sw as in swim

1 Listen and repeat. TR: B44

- | | | | |
|------------|------|--------------|------|
| 1. turtle | •• | 4. beautiful | •••• |
| 2. animal | •••• | 5. nature | •• |
| 3. chicken | •• | 6. banana | •••• |

2 Say the words in 1. Clap at •.

3 Play the game: Choose Your Side.

Chicken.



LESSON 11

1 Listen and read. TR: B45

Elephants are great animals. They live in the forests of many countries like Việt Nam, Thailand, Laos, and South Africa. A mother elephant has one baby at a time, and we call it a calf. This calf is one year old. It's eating grass. It's enjoying a sunny day.



2 Read again. Choose the best title.

- a. Baby animals b. Elephants c. The calf

3 Read again. Write.

1. Elephants live in _____.
2. A calf is a _____ elephant.
3. The elephant in the picture is _____ grass on a _____ day.



1 Read and write.

yellow favorite chicken eating

Look! Here's my (1) _____ animal. It's
a little (2) _____. It's (3) _____.
It's (4) _____ in the garden now. I like
it very much.



2 Draw and write about your favorite animal. Write 20–30 words.



Look! Here's my favorite animal. It's a(n) _____

It's _____

It's _____ now. It's _____

3 Ask and answer.

1. What's your favorite animal?

2. What's it doing?

VALUE

1 Look and listen. Repeat. TR: B46

Be good to animals.

I have a pet dog. I'm good to him. I give him food and water. I wash him. I love my pet.

2 Read and write. ✎

cat feed talk to fish bird
play with sing to hug carry

I have a _____. I _____ him / her.

I _____ him / her. I love my pet.

3 Share.

1. Do you have pets at home? Do you want one?
2. Are you good to pets?
3. How do you help animals?

A girl and her dog, Turkey

Unit 6

Amazing Activities



Look and check.



The children are _____.

- running
- swimming

The children have toys.

- Yes
- No

Children playing on a sand hill in Phan Rang, Việt Nam

LESSON 1

1 Look and listen. Repeat. TR: B47

2 Listen and point. Say. TR: B48



do karate



jump rope



exercise



do gymnastics



go swimming



practice yoga

3 Look. Listen and number. TR: B49



4 Play the game: Mingling.

Let's do gymnastics.

No.

No. Let's exercise.

Let's jump rope.

Yes! Now guess mine!

OK.



1 Look and listen. Repeat. TR: B50

2 Listen and point. Say. TR: B51



fly a kite



play the guitar



ride a bike



watch a movie



read a story



take photos

3 Look. Listen and check. ✓ TR: B52

1. Nam						
2. Frank						
3. Annie						

4 Ask and answer. Write.

What do you do in your free time?



I take photos and ride a bike.

Friend 1:						
Friend 2:						

LESSON 3

1 Look and listen. Repeat. TR: B53

Polly: Do you like flying a kite?
 Freddy: Yes, I do.
 Polly: Does Mia like doing gymnastics?
 Freddy: No, she doesn't.
 Polly: What does she like doing?
 Freddy: She likes taking photos.



2 Read. Listen and check. TR: B54

- Matt likes jumping rope. Yes No
- Nam likes taking photos. Yes No
- Lucy likes doing gymnastics. Yes No
- Lan likes reading a story. Yes No

3 Point. Ask and answer.

Does Mai like practicing yoga?

No, she doesn't.

What does she like doing?

She likes doing gymnastics.

	Mai	Liam	Lucy	Pauline

4 Ask and answer about your family.



Does your mother like doing gymnastics?

No, she doesn't.

What does she like doing?

She likes practicing yoga.

1 Look. Listen and check. ✓ TR: B55 

	jump rope	do karate	watch a movie
			
			

2 Read. Listen again and circle. TR: B56 

- Mary likes jumping rope. True False
- Tom doesn't like Bruce Lee. True False
- Tom can do a karate kick. True False

3 Interview. Write. 

Activity	Name
flying a kite	Andy
_____	_____
_____	_____
_____	_____
_____	_____

Do you like flying a kite?

Yes, I do.



LESSON 5

1 Look and listen. Repeat. TR: B57

2 Point and say.



make a poster



play chess



go camping



play soccer



play basketball



play badminton

3 Look. Listen and check. ✓ TR: B58



4 Spin and say. 🎲

Play basketball with me, please.

No. Let's make a poster.



1 Look and listen. Repeat. TR: B59

2 Point and say.



watch a game



play tag



do a puzzle



sing karaoke



go fishing



go shopping

3 Look. Listen and check. ✓ TR: B60 🗣️

1. Minh						
2. Jane						
3. Jimmy						
4. Kat						

4 Talk with a friend.

Do you want to watch a game?

Yes, I do.

What else do you want to do?

I want to go fishing.

LESSON 7

1 Look and listen. Repeat. TR: B61

Mia: Would you like to play basketball with me?

Eddie: Yes, I'd love to.

Polly: No, thanks.

Mia: Would you like to play basketball or chess?

Freddy: I'd like to play chess.



2 Read. Listen and check. TR: B62

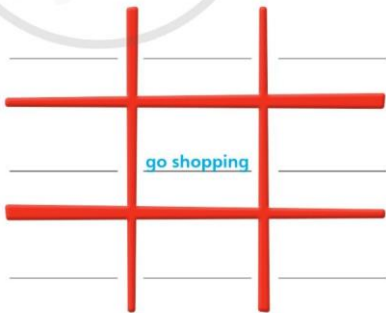
	do a puzzle	play basketball	play badminton	go fishing
Nam				
Linh				

3 Listen again. Role-play the conversations in 2. TR: B63

4 Play the game: Bingo.



100 Lesson 7



1 Look. Listen and **circle**. TR: B64

Which pet are Sarah and Lucas talking about?



2 Read. Listen again and draw lines. TR: B65

This pet can _____.

go shopping

watch a game

play soccer

play badminton

3 Ask and answer. Complete the table.

Would you like to **play badminton** with me?



Yes, I'd love to.

Name	Activity	Yes	No
Friend 1: _____	play badminton		
Friend 2: _____	play soccer		
Friend 3: _____	_____		

LESSON 9

1 Listen and repeat. TR: B66

z	pl	x	fl
puzzle	play	box	fly

2 Listen and sing. TR: B67

Would you like to do a puzzle with me?
 Yes, I'd love to. I like doing puzzles.
 Would you like to color a fun box with me?
 No, I'm sorry. I like playing soccer.

Would you like to swim or fly a kite?
 I can't swim. Let's fly a kite.

Would you like to sing or exercise?
 I'd like to exercise. Let's run and jump.

Let's do a puzzle or play soccer.

Let's fly a kite or exercise.

3 There are EIGHT words with the new sounds. Find and say. 🖍️

U P U Z Z L E Z Z E
 Z N U L G D X K W H
 E A S F T W E B W S
 B V Z L P D R D Q P
 R M O O J X C H I U
 A N O W X D I Y F G
 E R H E S J S L L J
 I F M R W H E F Y F
 P L A Y B C R N W A
 E X C I T E D S H Y



1 Listen and repeat. TR: B68


- | | |
|-------------------|---------------------|
| 1. soccer ● ● | 4. basketball ● ● ● |
| 2. karate ● ● ● | 5. gymnastics ● ● ● |
| 3. exercise ● ● ● | 6. photo ● ● |

2 Write each word in the correct column. 

puzzle eraser karate yoga basketball
badminton breakfast hospital story banana

● ●	● ● ●	● ● ●
puzzle		

3 Play the game: Jumping.



LESSON 11

1 Listen and read. TR: B69

The girls are in big balls. The balls are very strong. Water cannot go into them. The girls like walking and jumping in the balls. The boys are in the park. They're flying kites. They like running around on the grass. The children are all having fun.

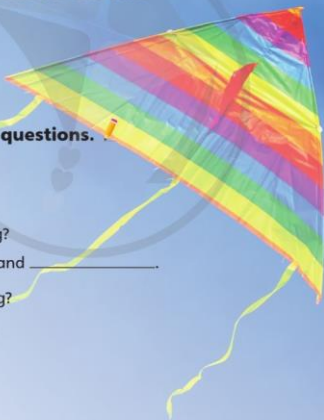



2 Read again. Choose the title for the text.

- a. Having fun
- b. Playing in the big balls
- c. Flying kites

3 Read again. Answer the questions.


1. Where are the boys?
They're _____.
2. What do the girls like doing?
They like _____ and _____.
3. What do the boys like doing?
They like _____.
4. Are the children happy?
_____.



1 Read and circle. 

Hi Phong,
 I have many hobbies. I like (1) flying /
 playing a kite. I love (2) running / jumping
 rope, too. I can't (3) write / play the guitar.
 What about you?
 Love,
 Trang



2 Read and complete the text. Use the words in the box. 

Hi Linh,
 I have many hobbies. I like _____ stories
 and _____ swimming with my dad. I can't
 _____ the guitar. What about you?
 Love,
 Nam

going
 play
 reading

3 Write a letter. Write 20–30 words. 

Hi _____,
 I have many hobbies. I like _____

 What about you?
 Love,

VALUE

1 Look and listen. Repeat. TR: B70

Have a hobby.

I like doing karate. I can practice with my friends.
I like making posters, too. I can draw and paint
beautiful pictures. I have interesting hobbies.

2 Read and write.

go swimming	swim in the cool water
play tag	run and have fun
play the guitar	play my favorite song
go shopping	buy beautiful clothes

I like _____.
I can _____.

3 Ask and answer.

1. What do you like doing?
2. What can you do?

Project 3

1 Read and reorder the sentences. Role-play.

- What do you like doing?
- No, he doesn't. He likes taking photos. He takes photos every day.
- I like playing the guitar.
- Does your brother like playing the guitar, too?
- I like singing karaoke. How about you? What do you like doing?

2 Ask and answer.

1. What do you like doing?
2. What does your father like doing?
3. What does your mother like doing?

3 Make a job poster.



1. Draw your family.



2. Color the picture.



3. Write about their hobbies.



4. Write your name.

4 Present.



I like playing the guitar. My mom likes flying a kite. My dad and my brother like playing soccer.

Stop and Check 3A



Do they like _____?

Start



Do you like _____?



Is _____?



What _____ doing?



Finish



Do they like _____?



Would _____?



Miss a turn.



Are _____?

What are ____?



Is it ____?



What ____ doing?



Do you like ____?



Is ____?



Is he ____?

What ____ doing?



Would you like ____?

Go back one space.

Spin. Ask and answer.

Do they like flying a kite?

What does she ____?



Yes, they do.



Stop and Check 3A 109

Stop and Check 3B

1 Read and draw lines.

- Does she like practicing yoga?
 - a. No, thanks. I like playing basketball.
2. Would you like to play soccer with me?
 - b. Yes, it is.
3. Is the dog licking its feet?
 - c. They are hopping.
4. What are the rabbits doing?
 - d. No, she doesn't. She likes doing gymnastics.

2 Look. Listen and number. TR: B71



3 Look. Ask and answer.



- Are the rabbits hopping?
- What's the horse doing?
- What's the cow doing?
- Do the girls like flying a kite?
- What does the boy like doing?

Unit 7

Awesome Animals

Look and check. 

This animal is a _____.

- bird monkey

This animal can _____.

- jump fly

A monkey in Đà Nẵng, Việt Nam

LESSON 1

1 Look and listen. Repeat. TR: B72

2 Listen and point. Say. TR: B73



a giraffe



a tiger



a peacock



a kangaroo



a lion



a zoo

3 Look. Listen and draw lines. TR: B74



Jack

Nancy

Nam

Linh



4 Write the numbers. Ask and answer.

What can you see at the zoo?

I can see two tigers.



1 Look and listen. Repeat. TR: B75

2 Listen and point. Say. TR: B76



big teeth



a long mane



a hard beak



big wings



sharp claws



colorful feathers

3 Read and write. Listen and check your answers. TR: B77

1. A lion has a _____.
2. A tiger has _____.
3. A swan has _____.
4. A hippo has _____.
5. A parrot has _____ and a _____.

4 Play the game: Sentence Completion.



LESSON 3

1 Look and listen. Repeat. TR: B78

Mia: What does a kangaroo look like?

Eddie: A kangaroo has a long tail, but it doesn't have big wings.

Mia: What does a swan look like?

Eddie: A swan has big wings, but it doesn't have big teeth.



2 Read. Listen and write (✓) and (X). TR: B79

	a long mane	big teeth	big wings	sharp claws	a hard beak	colorful feathers
animal 1	✓					
animal 2						
animal 3						
animal 4						

3 Look and say.

It doesn't look like a tiger.

A tiger has sharp claws, but it doesn't have big wings.

What does a tiger look like?

1.



2.



3.



4.



4 Talk with a friend.

What does a swan look like?

A swan has big wings, but it doesn't have sharp claws.

1 Look. Listen and check. ✓ TR: B80 

What's the boy drawing?



2 Read. Listen again and check. ✓ TR: B81 

- The boy is drawing an animal with a hard beak. True False
- The boy is drawing a peacock and a giraffe. True False
- The boy is drawing an animal from his dream. True False

3 Draw an animal from your dreams. Ask and answer. 

What does your animal look like?



It has a large beak and sharp claws, but it doesn't have wings.

LESSON 5

1 Look and listen. Repeat. TR: BB2

2 Point and say.



a panda



a rhino



a hippo



a zebra





a snake



a shark

3 Look. Listen and circle. TR: BB3



4 Play the game: Line-ups.

Would you like to see a panda?



No. I'd like to see a rhino.



1 Look and listen. Repeat. TR: B84

2 Point and say.



stripes



a short tail



thick fur



a long trunk




a large horn



smooth skin

3 Look at the pictures in 1. Listen and number. TR: B85 🗣️

4 Play the game: Guessing.



Is it a tiger?

No, it isn't.

Is it a zebra?

Yes, it is. How do you know?

I can see its stripes.



LESSON 7

1 Look and listen. Repeat. TR: B86

Eddie: Do you like zebras?
 Mia: Yes, I do.
 Eddie: Why do you like zebras?
 Mia: I like zebras because they have stripes.
 Eddie: Do you like tigers?
 Mia: No, I don't.
 Eddie: Why don't you like tigers?
 Mia: I don't like tigers because they have sharp claws.



2 Look. Read and circle.

1. Why do / Do you like hippos?
 Yes, I do.
 Why do / Do you like hippos?
 I like hippos because / and they have smooth skin.

2. Why do / Do you like sharks?
 No, I don't.
 Why don't / Don't you like sharks?
 I don't like sharks because / and they have big teeth.

3 Point to the pictures. Ask and answer.



Do you like hippos?

Yes, I do.

Why do you like hippos?

I like hippos because they have big teeth.

4 Ask and answer. Draw and write.

Do you like pandas?

Yes, I do.

Why do you like pandas?

I like pandas because they have short tails.

	pandas	hippos	rhinos	tigers		
My friend: _____	short tails			sharp claws		

1 Look. Listen and circle. TR: B87



2 Read. Listen again and check. TR: B88

- Many Vietnamese families have buffaloes. True False
- Buffaloes have strong horns and legs. True False
- Buffaloes help people at the zoo. True False

3 Look at the pictures of some national animals. Ask and answer.

What's the national animal of the United States?

Do you like bald eagles?



The bald eagle.

Yes, I do. I like bald eagles because they have big wings and strong beaks.

The United States	Australia	England
 bald eagle	 kangaroo	 lion

LESSON 9

1 Listen and repeat. TR: B89

a	ng	tr	cl
zebra	long	trunk	claw

2 Listen and chant. TR: B90

*Zebras are awesome because they have cool stripes.
Zebras have cool stripes, but they don't have big wings.*

*Falcons are awesome because they have big wings.
Falcons have big wings, but they don't have long trunks.*

*Elephants are awesome because they have long trunks.
Elephants have long trunks, but they don't have sharp claws.*

*Crocodiles are awesome because they have sharp claws.
Crocodiles have sharp claws, but they don't have thick fur.*

*Pandas are awesome because they have thick fur.
Pandas have thick fur, but they don't have cool stripes.*

3 Say. Draw lines. ✏️

train	a as in zebra	sofa
cloud	ng as in long	tree
sing	tr as in trunk	clock
banana	cl as in claw	wing

LESSON 11

1 Listen and read. TR: B92

The Vietnamese Mossy Frog

The Vietnamese mossy frog lives in the north of Việt Nam. Big animals cannot find them because they are green or brown. They live in caves, or in the water under rocks and plants. They have big eyes and short legs. They look for food at night and can live up to ten years.

2 Read again. Check the correct picture. ✓✎



3 Answer the questions. ✎

1. Where do the Vietnamese mossy frogs live?

2. Can big animals find them? Why / Why not?

3. What do they look like?

4. Do they have small eyes and long legs?

5. When do they look for food?

6. How long can they live?

1 Read and complete the text. Use the words in the box.

fly claws eats wings

The ostrich is tall. It has big (1) _____, long feathers, and sharp (2) _____. It (3) _____ fruits, flowers, and insects. It can run, but it can't (4) _____. I'd like to see it.



2 Complete the text. Write one word in each blank.



The parrot is a kind of (1) _____. It has a (2) _____ head, a (3) _____ neck and colorful (4) _____. Its legs are strong. It can (5) _____, but it (6) _____ swim.

3 Write about an animal. Write 20–30 words.

animal	a kind of...
peacock / swan	bird
lion / tiger	cat
shark	fish

The _____ is a kind of _____
 It has _____
 It can _____, but it can't _____

1 Look and listen. Repeat. TR: B93

Be kind to animals.

Animals are beautiful. My favorite animal is the peacock. I like peacocks because they have colorful feathers. They can dance. I also like rhinos because they have big horns. Rhinos can eat a lot of fruits and plants.

2 Read and write. ✎

zebras	pandas	giraffes	stripes
thick fur	big eyes	a long neck	long legs
eat leaves	run	hug their babies	

My favorite animals are _____. I like _____ because they have _____.

They can _____.

3 Ask and answer.

1. What are your favorite animals?
2. Why do you like them?
3. What can they do?

A peacock in India

Unit 8

Our Feelings

Look and check. ✓✎

The grandmother is happy.

Yes No

She's wearing a red dress.

Yes No



A Vietnamese woman with her grandson

LESSON 1

1 Look and listen. Repeat. TR: B94

2 Listen and point. Say. TR: B95



aquarium



market



cinema



hospital



library



museum

3 Look. Listen and write. TR: B96

1. <u>library</u>	 POLICE STATION	2. _____
 SCHOOL	 RESTAURANT	3. _____
 YOGA CENTER	4. _____	 ZOO
	5. _____	6. _____

4 Make a map. Ask and answer. Complete the map.

Where's the museum?

It's opposite the market, next to the museum.

It's opposite the library, next to the hospital.

Where's the hospital?



1 Look and listen. Repeat. TR: B97

2 Listen and point. Say. TR: B98



stadium



restaurant



party



festival



concert



gym

3 Look. Listen and draw lines. TR: B99

1. Sam

2. Tom

3. Dan



4. Amanda

5. Monty

6. Jerry

4 Make the dice. Play the game: Dice Rolling.

Where are you?



I'm at a festival.
I'm dancing.

LESSON 3

1 Look and listen. Repeat. TR: B100

Freddy: Were you at the party yesterday?

Polly: No, I wasn't.

Freddy: Where were you?

Polly: I was at the library.

Freddy: Was Mia at the library, too?

Polly: Yes, she was.



Time expression: yesterday

2 Read and draw lines. Listen and check your answers. TR: B101

- | | | |
|--|---|---|
| 1. Were you at the restaurant yesterday? | • | • a. No, he wasn't. He was at the aquarium yesterday. |
| 2. Where were you yesterday? | • | • b. Yes, I was. |
| 3. Where was Tom yesterday? | • | • c. He was at the yoga center. |
| 4. Was Jack at the market yesterday? | • | • d. I was at the museum. |

3 Look. Listen and number. TR: B102



4 Play the game: Row the Boat.



1 Look. Listen and circle. TR: B 103



2 Read. Listen again and check. TR: B 104

- The boy was at the Phú Quốc waterpark at 7:00. True False
- The boy was at the museum at 10:00. True False
- The boy was at the music festival at 11:00. True False
- The boy was at the market with his parents. True False

3 Play the game: Guessing.

Were you at the market yesterday?

No, I wasn't.

Where were you yesterday?

I was at the restaurant.



LESSON 5

1 Look and listen. Repeat. TR: B105

2 Point and say.



tired



sick



proud



happy



scared



angry

3 Read. Listen and write. TR: B106

1. Mai was _____.

4. Lina was _____.

2. Jane was _____.

5. Andy was _____.

3. Jack was _____.

6. Susan was _____.

4 Play the game: Bingo.

Were you **scared** yesterday, **Jane**?

Yes, I was.



scared	_____	_____
Friend: Jane	Friend: _____	Friend: _____
_____	_____	_____
Friend: _____	Friend: _____	Friend: _____
_____	_____	_____
Friend: _____	Friend: _____	Friend: _____

1 Look and listen. Repeat. TR: B107

2 Point and say.



sleepy



calm



excited



sad



bored



hungry



relaxed

3 Read. Listen and circle. TR: B108

1. Anna was sleepy / bored.

3. Teddy was sad / relaxed.

2. Jack was calm / excited.

4. Jane was hungry / bored.


4 Ask and answer. Draw.

How are you today?

I'm happy.

How were you yesterday?

I was bored.



today



yesterday

LESSON 7

1 Look and listen. Repeat. TR: B109

Polly: Where were you and Eddie yesterday?

Freddy: We were at the cinema.
We were happy.

Polly: Where were your brothers yesterday?

Freddy: They were at a festival.
They were excited.




2 Read and draw lines.

1. Where were you yesterday?
 - a. I was at the hospital. I was sick.
2. Where were Lola and Cindy yesterday?
 - b. They were on a ship. They were excited.
3. Where were your friends yesterday?
 - c. Lola was at a museum, and Cindy was at home.

3 Read the conversations in 2 again. Role-play.

4 Talk with a friend.



Where were your friends yesterday?

They were at a hospital.
They were scared.



1 Look. Listen and check. TR: B110 



2 Listen again and circle. TR: B111 

1. The girl was at the stadium yesterday. True False
2. The game was boring. True False
3. The Vietnamese football team was good. True False
4. The boys were happy and proud. True False

3 Point. Ask and answer.

Where were you yesterday, Jane?

I was at the gym.

How were you?

I was relaxed.

Questions	Friend 1:	Friend 2:
1. Where were you yesterday?		
2. How were you?		

LESSON 9

1 Listen and repeat. TR: B 112

a	gr	pr	sl
calm	grandma	proud	sleepy

2 Listen and sing. TR: B 113

The boys were at a restaurant yesterday.
They were hungry, hungry, hungry, hungry.
My friend was at a cinema yesterday.
He was sleepy, sleepy, sleepy, sleepy.

My grandma was at an aquarium yesterday.
The fish were calm, calm, calm, calm.
My parents were at my concert yesterday.
They were proud, proud, proud, proud.

La la la la, la la la la
Hungry, sleepy, calm, proud.
They're our feelings.



3 Find the words and say.

proudaslcalmoetsurprisedongsleepehumarkeroytangryecflsleepyowohungry



1 Listen and repeat. TR: B114

- | | |
|--------------|-----------------|
| 1. happy ●● | 4. excited ●●● |
| 2. angry ●● | 5. surprised ●● |
| 3. hungry ●● | 6. emotions ●●● |

2 Say. Circle the odd one out. ✎

- | | | |
|------------|-----------|-----------|
| 1. sleepy | concert | surprised |
| 2. excited | yesterday | emotion |
| 3. angry | thirsty | forget |

3 Play the game: Stand or Sit.

Yesterday.



LESSON 11

1 Listen and read. TR: B115

A Day at the Safari

Yesterday, Nam was at the Phú Quốc Safari with his parents and his sister, Mai. There were many animals at the zoo. The zebras were calm. The sheep were shy, and the hippos were sleepy. The giraffes were Mai's favorite animals. There was also an angry tiger, but the children weren't scared. They were excited and happy.



2 Read again. Check the animals in the zoo. ✓✎



3 Read again and circle. ✎

- | | | |
|---|------|-------|
| 1. Nam was at the zoo with his friends. | True | False |
| 2. The hippos were sleepy. | True | False |
| 3. The tiger was scared. | True | False |
| 4. Nam and Mai were bored. | True | False |

1 Read and circle.

Yesterday, Tom was (1) **in / at** home with his dad. There (2) **was / were** many fun games, and they were very (3) **excited / angry**. His mom wasn't at home with them. She was (4) **at her office / in the kitchen**. There was a small party there, and his mom was (5) **happy / scared**.



2 Look. Read and write.



Yesterday, I was at a _____ with my _____. There were many foods. I was very happy, and my parents were relaxed.

Yesterday, I was at a _____ with my _____. There was a cake, and we were very happy and excited.



3 Write about your yesterday. Write 20–30 words.

Yesterday, I was at _____
 There was / were _____

VALUE

1 Look and listen. Repeat. TR: B116

Listen to our feelings.

Our feelings can tell us many things. When we are hungry, we need food. When we are sad, we need friends. When we are happy, we want to share. Listen to our feelings!

2 Read and match. Share.

bored
calm
angry
relaxed
tired

stay alone
sleep
play some games with my friends
read a story
eat my favorite food

When I'm **bored**, I want to **play games with my friends or read stories**.

3 Ask and answer.

What do you want to do
when you're **happy**?

A happy girl on the grass

Project 4

1 Reorder the sentences. Role-play.

- What do you like doing?
- No, he doesn't. He likes taking photos. He takes photos every day.
- I like playing the guitar.
- Does your brother like playing the guitar, too?
- I like singing karaoke. How about you? What do you like doing?

2 Ask and answer.

1. What do you like doing?
2. What does your father like doing?
3. What does your mother like doing?

3 Make a poster about your yesterday.



1. Draw your family.



2. Color the picture.



3. Write about your yesterday.



4. Write your name.

4 Present.

I was **at the market with my parents** yesterday.
There were **many toys**. I was **excited**.



Stop and Check 4A

Start >



What ____ look like?



Where ____?



Why ____ like ____?



Where ____?



Were ____?



Where ____?



What ____ look like?



Where ____?



Where ____?



How ____?



What ____ look like?



Was ____?

Finish



How ____?



Where ____?



Where ____?



What ____ like?

Stop and Check 4A 141

Stop and Check 4B

1 Look. Listen and circle. TR: B117 

1.



3.



2.



4.



2 Read. Ask and answer. 

Dear Tata,
Do you know my favorite animals? They have smooth skin.
They have sharp teeth, but they don't have claws. They can
crawl, climb trees, and swim.
Can you guess? Well, they're snakes! Many people love pandas,
peacocks, and elephants, but I love snakes.
How about you? What are your favorite animals?
Love,
Koya



1. What are Koya's favorite animals? _____.
2. What do her favorite animals look like? _____.
3. What can her favorite animals do? _____.

3 Ask and answer.

1. What's your favorite animal? _____
2. Why do you like it? _____
3. What does it look like? _____

4 Talk about your best friend and their favorite animal.

Kim is my best friend. She likes sharks because they can swim.
A shark has sharp teeth and smooth skin, but it doesn't have colorful feathers.

Units 5-8 Review

1 Look. Listen and draw lines. TR: B118



1

2

3

4



2 Reorder the words. Write the sentences.

1. the / Would / to / like / library / or / museum? / you / to / the / go /

2. can / Kangaroos / but / hop, / can't / crawl. / they

3. is / and / My cat / climbing, / my hamster / running. / is

3 Look. Ask and answer.

1. Do you like taking photos of animals?
2. What do you like doing?
3. Where were you yesterday?
4. Were you happy?



Units 5–8 Review

4 Read and circle.

Tom and John are my best friends, and they want to be farmers. Tom loves taking photos of cows and goats in his parents' farm. John loves horses and sheep. He doesn't like taking photos of his animals. Yesterday, Tom and John were at a farmer's festival. They were very excited.

- | | | |
|--|------|-------|
| 1. Tom and John want to be farmers. | True | False |
| 2. Tom loves cows and goats. | True | False |
| 3. John loves taking photos of horses and sheep. | True | False |
| 4. Tom and John were at a concert yesterday. | True | False |

5 Write about you and your friend. Write 25–35 words.

You can write about:

- your name and your friend's name;
- what animals you and your friend like;
- what you and your friend like doing with the animals.

Word List

A

act /ækt/: diễn

actor /'æktər/: diễn viên

angry /'æŋgrɪ/: giận dữ

animal hospital /'ænzɪml 'hɔ:spɪtl/: bệnh viện, trạm thú y

answer /'ænsər/: trả lời

aquarium /ə 'kwɪəriəm/: thủy cung

B

bake /beɪk/: nướng (bánh)

ball /bɔ:l/: quả bóng

baseball /'beɪsbɔ:l/: bóng chày

basketball /'bæskɪtbɔ:l/: bóng rổ

bathing suit /'beɪðɪŋ su:t/: áo tắm

beak /bi:k/: mỏ (chim)

behind /bɪ 'haɪnd/: phía sau

big /bɪg/: lớn

bike /baɪk/: xe đạp

bookcase /'bʊkkeɪs/: kệ sách, giá sách

boots /bu:ts/: ủng, bốt (số nhiều)

bored /bɔ:rd/: chán

breakfast /'brekfəst/: bữa ăn sáng

brush /brʌʃ/: chải, đánh (răng)

bus /bʌs/: xe buýt

buffalo /'bʌfələʊ/: con trâu

bus driver /bʌs 'draɪvər/: tài xế xe buýt

C

calculator /'kælkjuleɪtər/: máy tính

call /kɔ:l/: gọi điện thoại

calm /kɑ:m/: bình tĩnh

canteen /'kænti:n/: căn-tin, nhà ăn

carry /'kæri/: mang vác

cat /kæt/: con mèo

catch /kætʃ/: bắt

chase /tʃeɪs/: rượt đuổi

chat with friends /tʃæt wɪθ frendz/: trò chuyện với bạn bè

chef /ʃef/: đầu bếp

chess /tʃes/: cờ vua

chicken /'tʃɪkɪn/: con gà

chopsticks /tʃə:pstɪks/: đôi đũa

cinema /'sɪnəmə/: rạp chiếu phim

claw /klo:/: móng vuốt

climb /klaɪm/: leo trèo

cloudy /'klaʊdɪ/: nhiều mây

coat /kəʊt/: áo khoác

cold /kəʊld/: lạnh

color /'kɒlə/: tô màu

computer room /kəm'pjʊ:tə rʊ:m/: phòng máy tính

concert /kən'sɜ:t/: buổi hòa nhạc

cool /ku:l/: mát

count /kaunt/: đếm

cow /kaʊ/: con bò cái

crawl /krɔ:l/: bò

cut /kʌt/: cắt

D

dance /dɑ:ns/: nhảy, múa

dinner /'dɪnə/: bữa tối

dog /dɔ:g/: con chó

door /dɔ:r/: cửa

dish /dɪʃ/: cái đĩa

draw /drɔ:/: vẽ

drink /drɪŋk/: uống

driver /'draɪvə/: tài xế

duck /dʌk/: con vịt

E

eat /i:t/: ăn

erase /'i:z/: tẩy, xóa

excited /ɪk'saɪtɪd/: phấn khởi

exercise /'eksəsaɪz/: tập thể dục

F

fall /fɔ:l/: mùa thu

farm /fɑ:rm/: nông trại

farmer /fɑ:rmə/: người nông dân

feather /feðə/: lông vũ

feed /fi:d/: cho ăn

festival /festɪvəl/: lễ hội

flash card /flæʃ kɑ:rd/: thẻ học từ

fly a kite /flaɪ ə kaɪt/: thả diều

fold the clothes /fəʊld ðə kləʊðz/: gấp, xếp quần áo

friend /frend/: bạn bè

fur /fɜ:r/: lông

G

game /geɪm/: trò chơi

get dressed /get drest/: mặc quần áo

get up /get ʌp/: thức dậy

giraffe /dʒə ræf/: con hươu cao cổ

glue /glu:/: dán

go /gəʊ/: đi

go camping /gəʊ 'kæmpɪŋ/: đi cắm trại

go fishing /gəʊ 'fɪʃɪŋ/: đi câu cá

go shopping /gəʊ 'ʃɔ:pɪŋ/: đi mua sắm

go to bed /gəʊ tə bed/: đi ngủ

go to school /gəʊ tə sku:l/: đi học

go straight ahead /gəʊ streɪt ə 'hed/: đi thẳng phía trước

goat /gəʊt/: con dê

gym /dʒɪm/: phòng tập thể dục

gymnastics /dʒɪm' næstɪks/: thể dục dụng cụ

H

hairdresser / 'herdresər/: thợ làm tóc

hair salon / 'her sə' lɔ:n/: tiệm làm tóc

happy / 'hæpi/: vui

help / help/: giúp đỡ

highlight / 'haɪlaɪt/: tô dạ quang / tô đậm để làm nổi bật

highlighter / 'haɪlaɪtər/: bút dạ quang

hop / hɒp/: nhảy lò cò

hippo / 'hɪpəʊ/: con hà mã

horn / hɔ:n/: sừng

hop / hɒp/: nhảy lò cò

horse / hɔ:rs/: con ngựa

horn / hɔ:n/: sừng

hospital / 'hɔ:spɪtl/: bệnh viện

hot / hɔ:t/: nóng

housewife / 'hauswɪf/: người nội trợ

hug / hʌŋ/: ôm

hungry / 'hʌŋgrɪ/: đói bụng

I

in front of /ɪn frʌnt əv/: phía trước

J

jeans / dʒi:nz/: quần jean (số nhiều)

jump / dʒʌmp/: nhảy

jump rope / dʒʌmp ru:p/: nhảy dây

K

kangaroo / kæŋgə' ru:/: con chuột túi

karate / kə' rɑ:tɪ/: môn võ ka-ra-tê

kite / kaɪt/: con diều

L

lab / læb/: phòng thí nghiệm

left / left/: bên trái

library / 'laɪbrəri/: thư viện

lick / lɪk/: liếm

lion / laɪən/: con sư tử

long / lɔ:ŋ/: dài

lunch / lʌntʃ/: bữa trưa

M

mane /meɪn/: bàn

marker /mɑːrkər/: bút lông

market /mɑːrkt/: chợ

museum /mjuːˈzi:əm/: viện bảo tàng

N

next to /nekst tuː/: kế bên

notebook /nəʊtbʊk/: quyển sổ, quyển vở

O

office /ɑːfɪs/: văn phòng

office worker /ɑːfɪs wɜːrkər/: nhân viên văn phòng

opposite /ɑːpəzɪt/: đối diện

P

paint /peɪnt/: vẽ

paintbrush /peɪntbrʌʃ/: cọ, bút vẽ

panda /pændə/: con gấu trúc

peacock /piːkəʊk/: con công

pencil case /pensl keɪs/: hộp bút

pencil sharpener /pensl ʃɑːrpənər/: đồ chuốt bút chì

photographer /fəˈtɒgrəfər/: nhiếp ảnh gia

pillow /ˈpɪləʊ/: cái gối

pig /pɪɡ/: con heo

play /pleɪ/: chơi

playground /ˈpleɪgraʊnd/: sân chơi

practice /ˈpræktɪs/: rèn luyện

proud /praʊd/: tự hào

poem /pəʊəm/: bài thơ

poster /pəʊstər/: tấm áp phích

put on /put ɑːn/: mặc vào

puzzle /ˈpʌzl/: câu đố, ô chữ

pyjamas /paɪˈdʒæməz/: quần áo mặc ngủ

R

rabbit /ræbɪt/: con thỏ

raincoat /reɪnkəʊt/: áo mưa

rainy /reɪni/: có mưa

read /riːd/: đọc

relaxed /rɪˈlæksd/: thư giãn

restaurant /ˈrestɒrənt/: nhà hàng

rhino /rɪˈnaʊ/: tê giac

ride /raɪd/: cưỡi (ngựa), đạp (xe)

right /raɪt/: bên phải

rope /rəʊp/: dây nhảy

roller coaster /ˈrɒləɪ kəʊstər/: tàu lượn siêu tốc

ruler /ruːləɪ/: thước kẻ

rug /rʌɡ/: thảm

S

sad /sæd/: buồn
sailor /seɪlə/: người thủy thủ
sandals /sændlz/: xăng đan, dép có quai hậu
scared /skerd/: sợ
school /sku:l/: trường học
scientist /səɪntɪst/: nhà khoa học
scissors /sɪzəz/: cây kéo
see /si:/: nhìn
shampoo /ʃæm'pu:/: dầu gội đầu
shark /ʃɑ:rk/: con cá mập
sharp /ʃɑ:rp/: nhọn
sheep /ʃi:p/: con cừu
short /ʃɔ:rt/: ngắn
shorts /ʃɔ:rts/: quần đùi
shy /ʃaɪ/: mặc cỡ
sick /sɪk/: bệnh
silly /sɪli/: khờ khạo, ngớ ngẩn
sleepy /sli:pɪ/: buồn ngủ
slippers /sli:pəz/: dép đi trong nhà
smooth skin /smu:ð skɪn/: da trơn / da láng
snake /sneɪk/: con rắn
sneakers /sni:kəz/: giày thể thao (số nhiều)
sniff /snɪf/: ngửi, đánh hơi

snowy /sneui/: có tuyết
soap /səup/: xà bông
soccer /sə:kə/: bóng đá
stadium /steɪdiəm/: sân vận động
sticker /stɪkə/: nhãn dán
story /stɔ:ri/: câu chuyện
stripe /straɪp/: sọc vằn
studio /stú:diu/: phòng chụp hình
sunny /sʌni/: (trời) có nắng
surprised /sə:'prazd/: ngạc nhiên
swan /swɑ:n/: con thiên nga
sweep the floor /swi:p ðə flo:/: lau sàn nhà
swim /swɪm/: bơi

T

table /teɪbl/: cái bàn
tape /teɪp/: băng keo, keo dính
tag /tæg/: trò đuổi bắt
tail /teɪl/: cái đuôi
take off /teɪk ɔ:f/: rời ra, tháo ra
talk /tɔ:k/: nói chuyện
television /telɪvɪʒn/: ti-vi
teeth /ti:θ/: răng (số nhiều)
theater /θi:ətə/: rạp chiếu phim

tired /'taɪəd/: mệt mỏi

toothbrush /'tu:θbrʌʃ/: bàn chải đánh răng

toothpaste /'tu:θpeɪst/: kem đánh răng

towel /'taʊəl/: khăn tắm

tiger /'taɪgə/: con cọp, con hổ

tired /'taɪəd/: mệt

trunk /'trʌŋk/: vòi (voi)

turn left /'tɜ:rn left/: rẽ trái

turn on /'tɜ:rn ɔ:n/: bật, mở

turn off /'tɜ:rn ɔ:f/: tắt

turn right /'tɜ:rn raɪt/: rẽ phải

turtle /'tɜ:rtl/: con rùa

U

umbrella /ʌm'brelə/: cái ô, cái dù

V

vase /'veɪz/: lọ hoa

vet /vet/: bác sĩ thú y

visit /'vɪzɪt/: thăm hỏi

W

walk /wɔ:k/: đi bộ

warm /wɔ:rm/: ấm áp

wash face /wɔ:ʃfeɪs/: rửa mặt

watch /wɔ:tʃ/: xem, nhìn

weekdays /'wi:kdeɪz/: các ngày trong tuần
(số nhiều)

weekend /'wi:kend/: cuối tuần

window /'wɪndəʊ/: cửa sổ

windy /'wɪndi/: có gió

wing /wɪŋ/: cánh

worried /'wɔ:riɪd/: lo lắng

write /raɪt/: viết

Y

yoga /'jəʊgə/: môn yoga

Z

zebra /'zi:brə/: ngựa vằn

zoo /zu:/: sở thú

Credits

Photography

1: ©Ed Reschke/Oxford Scientific/Getty Images; 1: ©C Squared Studios/Getty Images; 1: ©Jerry88/Dreamstime.com; 1: ©Maxim Godkin/Dreamstime.com; 1: ©Ryan Salomon/Dreamstime.com; 1: ©Brooke Becker/Dreamstime.com; 1: ©Patrickrobt/Dreamstime.com; 1: ©Pepinbl/Dreamstime.com; 1: ©Newlight/Dreamstime.com; 1: ©AAJesjames/Dreamstime.com; 1: ©Hou Guina/Dreamstime.com; 1: ©Alexander Gittlis/Dreamstime.com; 1: ©Ed Reschke/Oxford Scientific/Getty Images; 1: ©Juniors Bildarchiv GmbH/Alamy; 1: ©Sfari O'Neal/Alamy; 1: ©Cn Boon/Alamy; 1: ©Jim McKinley/Flickr/Getty Images; 1: ©Photoshot Holdings Ltd/Alamy; 1: ©Fapilloy/Alamy; 2-3: ©Brend Images/Jon Feingersh/Vetta/Getty Images; 3: ©Patti McConville/Getty Images; 3: ©Stefano Lunardi/Dreamstime.com; 3: ©Jetta Productions/Iconica/Getty Images; 3: ©Matti Anttonen/Dreamstime.com; 3: ©IStockphoto.com/Photostock; 3: ©IStockphoto.com/Photo; 3: ©Jstocker/Dreamstime.com; 3: ©Corepics/Spaces Images/Corbis; 3: ©By2000/Dreamstime.com; 3: ©IStockphoto.com/T_A_P; 3: ©IStockphoto.com/group; 3: ©Jamie Cross/Dreamstime; 3: ©Hall I Inc/Dreamstime.com; 3: ©Dijapo Smokovits/Dreamstime.com; 3: ©IStockphoto.com/mrbow; 3: ©Ocean/Corbis; 3: ©Shutterbestie/Dreamstime.com; 3: ©Fruse/Getty Images; 3: ©Andy Crawford/Dorling Kindersley/Getty Images; 3: ©Monkey Business Images/Dreamstime.com; 3: ©Asia Images Group/Getty Images; 3: ©MBII/Alamy; 3: ©IStockphoto.com/jamesbert; 3: ©Trently Studio/JR Carvey/Blend Images/Getty Images; 3: ©Zenshuai/Alamy; 3: ©Zenshuai/Alamy; 3: ©Jupiterimages/Stockbyte/Getty Images; 3: ©Michael Greenwood/Flickr Open/Getty Images; 3: ©Jed Sartore/National Geographic/Getty Images; 3: ©Juniors Bildarchiv GmbH/Alamy; 3: ©James Warwick/The Image Bank/Getty Images; 3: ©Eric Isselee/Shutterstock.com; 3: ©Oniebach/Shutterstock.com; 3: ©Eric Isselee/Shutterstock.com; 8-9: ©Cinimaging/Photostock; 10: ©JOEL SARTORE/National Geographic Creative; 10: ©Life On White/Photodisc/Getty Images; 10: ©Life On White/Photodisc/Getty Images; 10-11: ©G Thomas Vinke/Getty Images; 11: ©Michael Duva/The Image Bank/Getty Images; 11: ©Life On White/Photodisc/Getty Images; 11: ©Siede Press/Photodisc/Getty Images; 11: ©Ocean/Corbis; 11: ©White Packet/Photographer's Choice/Getty Images; 11: ©Digital Zoo/Photodisc/Getty Images; 11: ©ImagesBazaar/Vetta/Getty Images; 11: ©STEPHEN ALVAREZ/National Geographic Creative; 11: ©Scott Markewitz/Photographer's Choice/Getty Images; 11: ©DAVID DOUBILET/National Geographic Creative; 11: ©Wayne Lynch/Al Canada Photos/Getty Images; 16-17: ©WILLIAM ALBERT ALLARD/National Geographic Creative; 17: ©Safir Muammad Fajri Soepama/National Geographic Creative; 18-19: ©Jose Isaac Bala Urrutia/National Geographic Image Collection; 20: ©Randy Farris/Alamy; 20: ©Corbis Cuspl/Alamy; 21: ©Cultura/Hybrid Images/Cultura/Hybrid Images/Getty Images; 20-21: ©David Sachs/The Image Bank/Getty Images; 21: ©Tom Grillo/Corbis; 21: ©EUSA/Alamy; 21: ©PetryPhoto/Alamy; 21: ©DAJ/Getty Images; 23: ©Brand X Pictures/Fotostock; 23: ©Steve Wisbauer/Stockbyte/Getty Images; 23: ©IStockphoto.com/ydmsic; 23: ©C Squared Studio/Photodisc/Getty Images; 23: ©George Dovey/Stockbyte/Getty Images; 26: ©D Pixelchrome - Jeremy Woodhouse/SuperStock; 26: ©ChinaFotoPress/ChinaFotoPress/Newscom; 27: ©Hiroyuki Nagaka/Taxi Japan/Getty Images; 28-29: ©Scott Markewitz/Getty Images; 30: ©Arnel Skilly/Blend Images/Corbis; 30: ©G Cengage Learning; 30-31: ©Laura Doss/Corbis; 31: ©ECSO/Cultura/Getty Images; 31: ©Rubbarb/Alamy Kemp/Getty Images; 31: ©Cengage Learning; 35: ©Chung Sing Jun/PhotoDisc World/Getty Images; 30: ©Kramer Ward/Corbis; 31: ©CHERRY ALSTON/Photostock/Getty Images; 31: ©PAUL NICKLEN/National Geographic Creative; 31: ©Siede Press/Photodisc/Getty Images; 37: ©Mahaly Attila Kazuba; 38-39: ©Alex Goh Chung Seng; 40: ©Lisa Pines/Corbis; 40: ©Eco Images/Universal Images Group/Getty Images; 40-41: ©Steve Lindqvist photography/Flickr Open/Getty Images; 41: ©Mike Brinson/The Image Bank/Getty Images; 41: ©Brend Images - Kris Timken/Brand X Pictures/Getty Images; 41: ©Andersen Ross/Photodisc/Getty Images; 41: ©Jeff Kaufman/Getty Images; 42: ©Creative Crop/Digital Vision/Getty Images; 42: ©George Debold/Photodisc/Getty Images; 42: ©Alex Cao/Photodisc/Getty Images; 42: ©Image Source/Getty Images; 43: ©Sudalo Paggi/Getty Images; 43: ©Keith Brofsky/Photodisc/Getty Images; 43: ©Paul Simcock/AGE Fotostock; 43: ©Studio Papp/Getty Images; 46: ©FotoSpin; 46-47: ©Frank Wijn/Flickr Open/Getty Images; 47: ©White Rock/Getty Images; 48: ©Creative Crop/Digital Vision/Getty Images; 48: ©IStockphoto.com/parfyonov; 48: ©Tom Grillo/Corbis; 48: ©Steve Wisbauer/Photodisc/Getty Images; 48: ©Laura Doss/Corbis; 48: ©STEPHEN ALVAREZ/National Geographic Creative; 48: ©IStockphoto.com/Appleat; 48: ©White Packet/Photographer's Choice/Getty Images; 49: ©Brand X Pictures/Fotostock; 49: ©DAVID DOUBILET/National Geographic Image Collection; 49: ©Ocean/Corbis; 49: ©Newlight/Dreamstime.com; 49: ©Patrickrobt/Dreamstime.com; 49: ©Mike Brinson/The Image Bank/Getty Images; 50-51: ©Jonathan Blair/Corbis; 51: ©STRAFF/Getty Images; 51: ©Ralf-Finn Hestof/Corbis; 51: ©Sean Gallup/Getty Images; 59: ©Donald Iain Smith/Flickr/Getty Images; 60-61: ©Cesar Badilla/National Geographic Image Collection; 61: ©NASA; 61: ©Gyöyvan Sonnen/Getty Images; 61: ©NASA/JPL/Newscom; 61: ©SIPA USA/SIPA/Newscom; 61: ©Rachel Lewis/Lonely Planet Images/Getty Images; 70-71: ©Stephanie Sinclair/National Geographic Image Collection; 71: ©Marie Hickman/Photolibary/Getty Images; 72: ©iMediainages/Photodisc/Getty Images; 72: ©Gandy Jones/Photodisc/Getty Images; 72: ©EJanson Stang/Corbis; 73: ©Stockbyte/Getty Images; 73: ©White Rock/Getty Images; 73: ©Roger Weber/Getty Images; 73: ©Erik Snyder/Photodisc/Getty Images; 74-75: ©Asia Images Group/Getty Images; 75: ©Gwyn Photography/Photographer's Choice RF/Getty Images; 75: ©Digital Vision/Photodisc/Getty Images; 75: ©RubberBall Productions/Vetta/Getty Images; 75: ©Mitsuki Amano/Minden Pictures/Corbis; 75: ©Travel Pictures/Alamy; 77: ©Cjyn Cancalosi/Alamy; 79: ©Chau Doan/LightRocket via Getty Images; 80-81: ©Don Farrall/Photodisc/Getty Images; 82: ©Alan and Sandy Cane/Photodisc/Getty Images; 83: ©EMATTIAS KLJAN/National Geographic Creative; 83: ©Michael Burgess/Corbis; 83: ©Cory Ellis/Getty Images; 83: ©Digital Vision/Photodisc/Getty Images; 83: ©Thorsten Milse/Robert Harding World Imagery/Getty Images; 83: ©Steve Williams Photo/Stone/Getty Images; 83: ©Prasolov/Dreamstime.com; 84: ©Chironal/Shutterstock.com; 84: ©Vignery/Shutterstock.com; 85: ©Aodrew Howe/Vetta/Getty Images; 85: ©Tom Graham/The Image Bank/Getty Images; 85: ©JOEL SARTORE/National Geographic Creative; 85: ©Gallo Images/Vetta/Getty Images; 85: ©STEPHEN ALVAREZ/National Geographic Creative; 86: ©Joseph Sohm/Visions of America/Photodisc/Getty Images; 88: ©MICHAEL MELLO/National Geographic Creative; 88: ©Michael Dietrich Image Broker/Newscom; 89: ©MICHAEL NICHOLS/National Geographic Creative; 92: ©Cengage Learning; 97: ©James Warwick/The Image Bank/Getty Images; 97: ©David Mandel/Digital Vision/Getty Images; 97: ©Chris Laurens/Photolibary/Getty Images; 97: ©Brenda Anderson/Flickr Open/Getty Images; 97: ©Jim McKinley/Flickr/Getty Images; 97: ©Mayte Torres/Flickr/Getty Images; 97: ©Drendi Group/Photodisc/Getty Images; 97: ©Peter Cade/Stone/Getty Images; 97: ©Michael Sewell Visual Pursuit/Stockbyte/Getty Images; 97: ©Frank Kraher/The Image Bank/Getty Images; 97: ©David Petrakos/Shutterstock.com; 101: ©Stephen Coburn/Dreamstime.com; 101: ©Photobase/Dreamstime.com; 101: ©Tomlaby/Dreamstime.com; 101: ©Michael Kraus/Shutterstock.com; 101: ©Ontario/Shutterstock.com; 101: ©bezmask/Shutterstock.com; 101: ©Alleyay Kondratyev/Dreamstime.com; 103: ©IStockphoto.com/summersgraphicsinc; 103: ©Matt Antonino/Dreamstime.com; 103: ©Bing Cheese Photo LLC/Alamy; 103: ©Photosindia/Getty Images; 103: ©Vitaly Yanzin/Dreamstime.com; 103: ©Brad Calkins/Dreamstime.com; 103: ©IStockphoto.com/mandj98; 105: ©Cienpies Design & Communication/Dreamstime.com; 105: ©Corepics/Spaces Images/Corbis; 105: ©IStockphoto.com/jamie; 105: ©Jstocker/Dreamstime.com; 105: ©Jstocker/Dreamstime.com; 105: ©IStockphoto.com/Photo; 109: ©LWMA/Photographer's Choice/Getty Images; 109: ©Trevor Lusk/Corbis; 109: ©Siri Staff/Stone/Getty Images; 109: ©John Rowley/Photodisc/Getty Images; 109: ©Asia Images Group/Getty Images; 109: ©Cary Austin/Photodisc/Getty Images; 111: ©Joseph Sohm/Visions of America/Getty Images; 111: ©Digital Vision/Photodisc/Getty Images; 111: ©Paul Souders/The Image Bank/Getty Images; 111: ©Michael Greenwood/Flickr Open/Getty Images; 111: ©Steve Bly/Photographer's Choice RF/Getty Images; 111: ©Steve Allen/Stockbyte/Getty Images; 111: ©PHOTO 24/Stockbyte/Getty Images; 111: ©Martin Barraud/Iconica; 111: ©Grattanapphoto/Shutterstock.com; 111: ©Lynn Whitl/Shutterstock

NHÀ XUẤT BẢN ĐẠI HỌC SƯ PHẠM THÀNH PHỐ HỒ CHÍ MINH
280 An Dương Vương, Phường 4, Quận 5, TP Hồ Chí Minh
Điện thoại: (028) 38 301 303 – 39 381 382 – Fax: (028) 39 381 382
Email: nxb@hcmue.edu.vn
Website: <http://nxb.hcmue.edu.vn>

TIẾNG ANH 4
EXPLORE OUR WORLD
SÁCH HỌC SINH

Đào Xuân Phương Trang (Chủ biên)
Nguyễn Thanh Bình – Phạm Nguyễn Huy Hoàng – Lê Nguyễn Như Anh
Đình Trần Hạnh Nguyên – Nguyễn Hồ Thanh Trúc – Hồ Thị Xuân Vương

Chịu trách nhiệm xuất bản:
Giám đốc - Tổng biên tập
LÊ THANH HÀ

Biên tập:
TRẦN THANH NGA - TRẦN NGUYỄN THANH THANH

Trình bày bìa:
PHAN THỊ TÚ UYÊN

Sửa bản in:
PHẠM NGUYỄN TRÁ MY
BÙI THỊ HỒNG ANH

Tổ chức bản thảo và chịu trách nhiệm bản quyền nội dung:
CÔNG TY CỔ PHẦN ĐẦU TƯ XUẤT BẢN - THIẾT BỊ GIÁO DỤC VIỆT NAM
Chủ tịch Hội đồng Quản trị: NGUYỄN NGỌC TRẦN ÁI
Tổng Giám đốc: VŨ BÁ KHÁNH

*Địa chỉ: Tầng 5, Tòa nhà hỗn hợp AZ Lân Viên, 107 đường Nguyễn Phong Sắc,
P. Dịch Vọng Hậu, Q. Cầu Giấy, TP. Hà Nội*

TIẾNG ANH 4 EXPLORE OUR WORLD
SÁCH HỌC SINH

Mã số:

ISBN:

In khổ 20,5 x 26,2cm, tại

Địa chỉ:

Số xác nhận đăng kí xuất bản:

Quyết định xuất bản số:

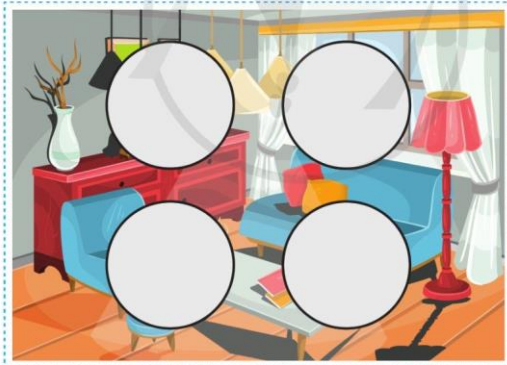

In xong và nộp lưu chiểu tháng năm 20..

Unit 1 Cut-outs (Activity 4, page 18)



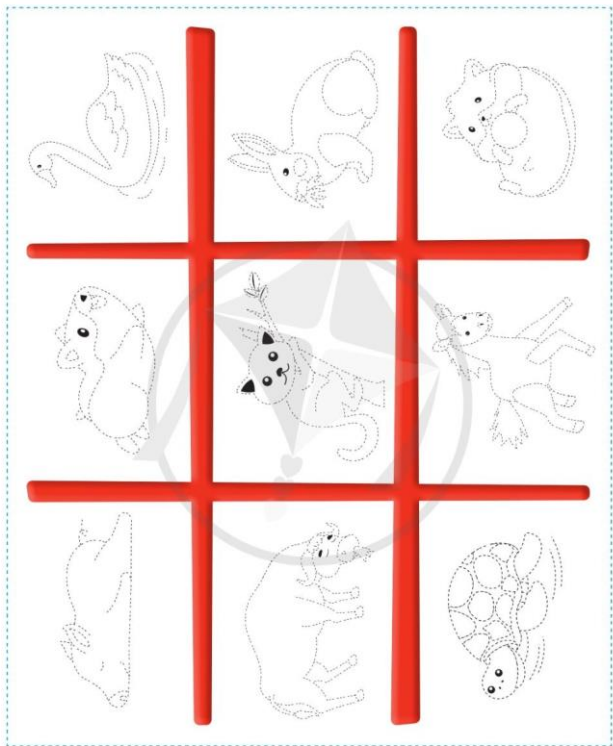


Unit 2 Cut-outs (Activity 4, page 30)





Unit 5 Cut-outs (Activity 4, page 84)





Unit 8 Cut-outs (Activity 4, page 126)


LIBRARY

 1. _____
 2. _____


5. _____

 RESTAURANT
 THEATER


HOSPITAL

 4. _____
 AQUARIUM


1. _____

 LIBRARY
 CINEMA


MUSEUM

 3. _____
 THEATER


2. _____

 MARKET
 4. _____



Unit 8 Cut-outs (Activity 4, page 127)






TIẾNG ANH 4
NATIONAL GEOGRAPHIC
EXPLORE OUR
WORLD



Mang cuộc sống vào bài học
Đưa bài học vào cuộc sống

Bộ sách giáo khoa Tiếng Anh Tiểu học Explore Our World là một bộ sách giáo khoa gồm 5 lớp, được thiết kế và chỉnh sửa cho phù hợp tiêu chuẩn sách giáo khoa mới của Bộ Giáo dục và Đào tạo Việt Nam. Nội dung của bộ sách giáo khoa sử dụng những hình ảnh và những đoạn video sống động, thú vị và hấp dẫn với mục tiêu chung là giúp cho học sinh Tiểu học phát triển các kĩ năng và tiếp thu được tiếng Anh, cũng như những kiến thức để có thể hiểu được thế giới xung quanh.

- Hoạt động luyện nghe và nói giúp phát triển những kĩ năng giao tiếp cần thiết cho học sinh.
- Bài tập luyện viết các chữ cái trong bảng chữ cái tiếng Anh giúp học sinh phát triển nhận thức âm vị về các âm trong tiếng Anh.



Bringing the world to the classroom
and the classroom to life

ELTNG_L.com

A PART OF CENGAGE

SỬ DỤNG
TEXT CHỖNG GIỮ.

1. Quét mã QR hoặc dùng trình duyệt web để truy cập website bộ sách Cảnh Đẹp: www.tao10.com

2. Vào mục Hướng dẫn (www.tao10.com/huong-dan) để kiểm tra sách giả và xem hướng dẫn kích hoạt sử dụng học liệu điện tử.



<https://blogtailieu.com/giao-an-lop-4>

<http://blogtailieu.com/day-va-hoc/>

<https://blogtailieu.com/giao-an-lop-4>

Toàn bộ Ebook có trên website [Blogtailieu.com](https://blogtailieu.com) đều có bản quyền thuộc về tác giả,

Blog Tài Liệu không thu hay yêu cầu khoản phí nào, khuyến khích các bạn nếu có khả năng hãy mua sách để ủng hộ tác giả. **Blog Tài Liệu** Trân trọng cảm ơn các bạn quan tâm trang blogtailieu.com

SHOPEE.VN

TIKI.VN

HƯỚNG DẪN TẢI BẢN ĐẸP

[Blogtailieu.com/huong-dan-co-ban](https://blogtailieu.com/huong-dan-co-ban)

Nội dung cập nhật liên tục trên blog tài liệu

Nguồn tài liệu:

Học10. vn

Hành trang số. nxbgd. vn