

HOÀNG VĂN VÂN (Tổng Chủ biên) – NGUYỄN QUỐC TUẤN (Chủ biên)  
PHAN HÃ – ĐỖ THỊ NGỌC HIỀN – ĐÀO NGỌC LỘC  
TRẦN HƯƠNG QUỲNH – NGUYỄN MINH TUẤN



# Tiếng Anh 4

SÁCH HỌC SINH

TẬP HAI



NHÀ XUẤT BẢN GIÁO DỤC VIỆT NAM



**SÁCH GIÁO KHOA ĐƯỢC THẨM ĐỊNH BỞI HỘI ĐỒNG QUỐC GIA  
THẨM ĐỊNH SÁCH GIÁO KHOA LỚP 4**

(theo Quyết định số 1908/QĐ-BGDĐT ngày 11 tháng 7 năm 2022  
của Bộ trưởng Bộ Giáo dục và Đào tạo)



## HƯỚNG DẪN KÍCH HOẠT HỌC LIỆU SỐ

**1**

Truy cập: [hoclieu.vn/nhapma](http://hoclieu.vn/nhapma)  
hoặc quét mã QR để tải ứng dụng



**2**

Đăng nhập/ Đăng kí



**3**

Nhập mã kích hoạt 16 kí tự

 -  -  - 

**4**

Chọn học liệu và nhấn kích hoạt



Cào để lấy mã kích hoạt



***Hãy bảo quản, giữ gìn sách giáo khoa để dành tặng  
các em học sinh lớp sau!***

HOÀNG VĂN VÂN (Tổng Chủ biên) - NGUYỄN QUỐC TUẤN (Chủ biên)  
PHAN HÀ - ĐỖ THỊ NGỌC HIỀN - ĐÀO NGỌC LỘC  
TRẦN HƯƠNG QUỲNH - NGUYỄN MINH TUẤN



# Tiếng Anh 4

SÁCH HỌC SINH

TẬP HAI

*(Bản in thử)*



NHÀ XUẤT BẢN GIÁO DỤC VIỆT NAM



# LỜI NÓI ĐẦU

**Tiếng Anh 4 – Global Success – Sách học sinh, tập hai** được Nhà xuất bản Giáo dục Việt Nam tổ chức biên soạn theo “Chương trình Giáo dục phổ thông: Chương trình môn Tiếng Anh” (từ lớp 3 đến lớp 12) ban hành theo Thông tư 32/2018/TT-BGDĐT ngày 26 tháng 12 năm 2018 của Bộ Giáo dục và Đào tạo, với sự hợp tác chặt chẽ về chuyên môn và kĩ thuật của Nhà xuất bản Macmillan (MPC). Sách được biên soạn theo đường hướng giao tiếp, giúp học sinh bước đầu hình thành và phát triển năng lực giao tiếp bằng tiếng Anh, thông qua bốn kĩ năng nghe, nói, đọc và viết, trong đó ưu tiên phát triển hai kĩ năng nghe và nói.

**Tiếng Anh 4 – Global Success – Sách học sinh, tập hai** xoay quanh hai chủ điểm giao tiếp gắn gũi với học sinh: *Me and My Family* và *Me and the World Around*. Mỗi chủ điểm được chia thành năm đơn vị bài học (Unit) tương ứng với năm chủ đề của chương trình. Sau năm đơn vị bài học là một bài ôn (Review & Extension activities) tập trung vào các kĩ năng giao tiếp (nghe, nói, đọc, viết) và kiến thức ngôn ngữ cơ bản (ngữ âm, từ vựng, ngữ pháp).

**Tiếng Anh 4 – Global Success – Sách học sinh, tập hai** được biên soạn dựa trên những cơ sở lí luận và thực tiễn của việc dạy và học tiếng Anh tiểu học ở Việt Nam, có tính đến tâm lí lứa tuổi và giao lưu quốc tế.

Các tác giả rất mong nhận được những ý kiến đóng góp của các nhà giáo, phụ huynh học sinh và đông đảo bạn đọc quan tâm để sách được hoàn thiện hơn.

*Các tác giả*

# CHARACTERS



# Book map

ME AND MY FAMILY			
Competences	Structures	Vocabulary	Phonics
<b>Unit 11 My home</b>		<b>Page 6</b>	
<ul style="list-style-type: none"> <li>Asking and answering questions about where someone lives</li> <li>Asking and answering questions about what a place is like</li> </ul>	<ul style="list-style-type: none"> <li>Where do you live?                             <ul style="list-style-type: none"> <li>I live ...</li> </ul> </li> <li>What's the ... like?                             <ul style="list-style-type: none"> <li>It's ...</li> </ul> </li> </ul>	road, street big, busy, live, noisy, quiet at, in (+ name of the street / road)	big street
<b>Unit 12 Jobs</b>		<b>Page 12</b>	
<ul style="list-style-type: none"> <li>Asking and answering questions about jobs</li> <li>Asking and answering questions about places of work</li> </ul>	<ul style="list-style-type: none"> <li>What does he / she do?                             <ul style="list-style-type: none"> <li>He's / She's ...</li> </ul> </li> <li>Where does he / she work?                             <ul style="list-style-type: none"> <li>He / She works ...</li> </ul> </li> </ul>	actor, farmer, nurse, office worker, policeman factory, farm, hospital, nursing home	farmer nurse
<b>Unit 13 Appearance</b>		<b>Page 18</b>	
<ul style="list-style-type: none"> <li>Asking and answering questions about someone's appearance</li> </ul>	<ul style="list-style-type: none"> <li>What does he / she look like?                             <ul style="list-style-type: none"> <li>He's / She's ...</li> </ul> </li> <li>What does he / she look like?                             <ul style="list-style-type: none"> <li>He / She has ...</li> </ul> </li> </ul>	big, short, slim, tall eyes, face, hair, long, round	long round
<b>Unit 14 Daily activities</b>		<b>Page 24</b>	
<ul style="list-style-type: none"> <li>Asking and answering questions about when someone does an activity</li> <li>Asking and answering questions about what daily activities someone does</li> </ul>	<ul style="list-style-type: none"> <li>When do you watch TV?                             <ul style="list-style-type: none"> <li>I watch TV ...</li> </ul> </li> <li>What do you do in the morning?                             <ul style="list-style-type: none"> <li>I ...</li> </ul> </li> </ul>	at noon, in the afternoon, in the evening, in the morning clean the floor, help with the cooking, wash the clothes, wash the dishes	watch wash
<b>Unit 15 My family's weekends</b>		<b>Page 30</b>	
<ul style="list-style-type: none"> <li>Asking and answering questions about where someone goes</li> <li>Asking and answering questions about what someone does</li> </ul>	<ul style="list-style-type: none"> <li>Where does he / she go on Saturdays?                             <ul style="list-style-type: none"> <li>He / She goes to the ...</li> </ul> </li> <li>What does he / she do on Sundays?                             <ul style="list-style-type: none"> <li>He / She ...</li> </ul> </li> </ul>	cinema, shopping centre, sports centre, swimming pool cook meals, do yoga, play tennis, watch films	go television
<b>Review 3 &amp; Extension activities</b>		<b>Pages 36 &amp; 38</b>	

<b>ME AND THE WORLD AROUND</b>			
<b>Competences</b>	<b>Structures</b>	<b>Vocabulary</b>	<b>Stress</b>
<b>Unit 16 Weather Page 40</b>			
<ul style="list-style-type: none"> <li>Asking and answering questions about the weather in the past</li> <li>Making suggestions to go somewhere and responding</li> </ul>	<ul style="list-style-type: none"> <li>What was the weather like last weekend?               <ul style="list-style-type: none"> <li>– It was ...</li> </ul> </li> <li>Do you want to go to the ...?               <ul style="list-style-type: none"> <li>– Great! Let's go. / Sorry, I can't.</li> </ul> </li> </ul>	cloudy, rainy, sunny, weather, windy  bakery, bookshop, food stall, water park	'sunny 'rainy
<b>Unit 17 In the city Page 46</b>			
<ul style="list-style-type: none"> <li>Identifying road signs</li> <li>Asking for and giving directions</li> </ul>	<ul style="list-style-type: none"> <li>What does it say?               <ul style="list-style-type: none"> <li>– It says '...'.                   </li> </ul> </li> <li>How can I get to the ...?               <ul style="list-style-type: none"> <li>– ...</li> </ul> </li> </ul>	get, go straight, left, right, stop, turn, turn left, turn right, turn round	'bookshop 'campsite
<b>Unit 18 At the shopping centre Page 52</b>			
<ul style="list-style-type: none"> <li>Asking and answering questions about locations</li> <li>Asking and answering questions about prices</li> </ul>	<ul style="list-style-type: none"> <li>Where's the bookshop?               <ul style="list-style-type: none"> <li>– It's ...</li> </ul> </li> <li>How much is the ...?               <ul style="list-style-type: none"> <li>– It's ...</li> </ul> </li> </ul>	behind, between, near, opposite  gift shop, skirt, T-shirt  dong, thousand	be'hind be'tween
<b>Unit 19 The animal world Page 58</b>			
<ul style="list-style-type: none"> <li>Asking and answering questions about animals</li> <li>Asking for and giving reasons for liking an animal</li> </ul>	<ul style="list-style-type: none"> <li>What are these animals?               <ul style="list-style-type: none"> <li>– They're ...</li> </ul> </li> <li>Why do you like ...?               <ul style="list-style-type: none"> <li>– Because they ...</li> </ul> </li> </ul>	crocodiles, giraffes, hippos, lions  dance beautifully, roar loudly, run quickly, sing merrily	'loudly 'quickly
<b>Unit 20 At summer camp Page 64</b>			
<ul style="list-style-type: none"> <li>Asking and answering questions about what someone is doing</li> <li>Asking and answering questions about what people are doing</li> </ul>	<ul style="list-style-type: none"> <li>What's he / she doing?               <ul style="list-style-type: none"> <li>– He's / She's ...</li> </ul> </li> <li>What are they doing?               <ul style="list-style-type: none"> <li>– They're ...</li> </ul> </li> </ul>	building a campfire, dancing around the campfire, playing card games, playing tug of war, putting up a tent, singing songs, taking a photo, telling a story	'visit 'email
<b>Review 4 &amp; Extension activities</b>		<b>Pages 70 &amp; 72</b>	
<b>Wordlist</b>		<b>Page 74</b>	

# UNIT 11

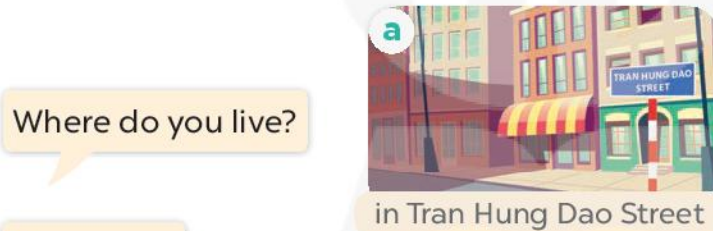
# My home

## LESSON 1

### 1 Look, listen and repeat.



### 2 Listen, point and say.



I live \_\_\_\_\_.



### 3 Let's talk.

Where do you live?

\_\_\_\_\_





## 4 Listen and tick or cross.



## 5 Look, complete and read.



1. A: Where do you live?

B: I live at \_\_\_\_\_ Green Street.

2. A: Where do you live?

B: I live in \_\_\_\_\_.



3. A: \_\_\_\_\_ do you live?

B: I live at \_\_\_\_\_.

4. A: Where do you \_\_\_\_\_?

B: I live \_\_\_\_\_.

## 6 Let's play.

### Whispering



# LESSON 2



## 1 Look, listen and repeat.



## 2 Listen, point and say.

What's the \_\_\_\_\_ like?

It's \_\_\_\_\_.



## 3 Let's talk.

What's the \_\_\_\_\_ like? \_\_\_\_\_.



**4 Listen and tick.**  



**5 Look, complete and read.** 



1. **A:** Where do you live?  
**B:** I live at \_\_\_\_\_.  
**A:** What's the street like?  
**B:** It's a \_\_\_\_\_ street.

2. **A:** Where do you \_\_\_\_\_?  
**B:** I live in a \_\_\_\_\_.  
**A:** \_\_\_\_\_ the village \_\_\_\_\_?  
**B:** It's a busy village.

**6 Let's sing.** 

**My house**

I live in a house.  
 It's a small house  
 In a quiet street  
 In a big town.



I live in a house.  
 It's a small house  
 In a busy street  
 In a big city.



## LESSON 3

### 1 Listen and repeat.

**i** big They live in a **big** village.

**ee** street They live in Green **Street**.

### 2 Listen and circle.

1. a. I am in a **big** town.

b. I am in a **green** town.

c. I am at **Green** Hotel.

2. a. He is in a **big** town.

b. He is at **Green** Hotel.

c. He is in a **big** hotel.

### 3 Let's chant.



Little Bee, Little Bee  
Where do you live?  
I live in Green Street.  
Green Street, Green Street.  
Here you are, Little Bee.



Little Fish, Little Fish  
Where do you live?  
I live in a big village.  
A big village, a big village.  
Here you are, Little Fish.

#### 4 Read and circle.

I live in a small flat with my parents. It is in Le Lai Street. The street is very busy. At the weekend, I visit my grandparents. They live in a big house with a beautiful garden in a village. The village is quiet and beautiful.

- I live in a \_\_\_\_ flat.  
a. big  
b. small
- Le Lai Street is very \_\_\_\_.  
a. busy  
b. quiet
- My grandparents live in a \_\_\_\_.  
a. city  
b. village
- The village is \_\_\_\_.  
a. quiet and beautiful  
b. small and busy

#### 5 Let's write.

I live in \_\_\_\_\_ with my \_\_\_\_\_. It is in \_\_\_\_\_.  
It is \_\_\_\_\_. There are not many \_\_\_\_\_ there,  
but there is \_\_\_\_\_. I love my \_\_\_\_\_.

#### 6 Project

##### My beautiful home




## LESSON 1

### 1 Look, listen and repeat.



### 2 Listen, point and say.



He's / She's \_\_\_\_\_.



### 3 Let's talk.

What does he / she do?

\_\_\_\_\_.



**4 Listen and tick or cross.** 



**5 Look, complete and read.** 



1. **A:** What does your sister do?  
**B:** She's an \_\_\_\_\_.



2. **A:** What does your brother do?  
**B:** He's \_\_\_\_\_.



3. **A:** What does your father \_\_\_\_\_?  
**B:** He's \_\_\_\_\_.



4. **A:** \_\_\_\_\_ does your mother do?  
**B:** \_\_\_\_\_.

**6 Let's sing.** 

**My lovely family**



There are four people in my family.  
My father is a farmer.  
My mother is a teacher.  
My brother and I are pupils.



There are four people in my family.  
My father is a worker.  
My mother is a doctor.  
My sister and I are pupils.

# LESSON 2

## 1 Look, listen and repeat.



## 2 Listen, point and say.

Where does he / she work?

He / She works \_\_\_\_\_.



## 3 Let's talk.

Where does he / she work?

\_\_\_\_\_.





## 4 Listen and tick.



## 5 Look, complete and read.

1. **A:** What does your mother do?  
**B:** She's a \_\_\_\_\_.  
**A:** Does she \_\_\_\_\_ a nursing home?  
**B:** No, she doesn't. She works at a hospital.



2. **A:** What does your brother do?  
**B:** He's \_\_\_\_\_.  
**A:** Where does he \_\_\_\_\_?  
**B:** He works \_\_\_\_\_.



## 6 Let's play.

### Guessing game

He works on a farm.

He's a farmer.

## LESSON 3

### 1 Listen and repeat.

**ar** farmer My father is a farmer.

**ur** nurse My mother is a nurse.

### 2 Listen and circle.

1. His mother is a \_\_\_\_\_.

- a. farmer
- b. nurse
- c. gardener

2. Her father is a \_\_\_\_\_.

- a. nurse
- b. gardener
- c. farmer

### 3 Let's chant.



My father is a farmer.  
He works on a farm.  
My mother is a nurse.  
She works at a nursing home.

Our father is a nurse.  
He works at a nursing home.  
Our mother is a farmer.  
She works on a farm.



## 4 Read and complete.

Look at the photo of my family. This is my mother. She is a nurse. She works at a nursing home. This is my father. He is a worker. He works at a factory. This is me. I am a pupil. I study at a primary school.



	What does he / she do?	Where does he / she work?
His mother	(1) _____	(2) _____
His father	(3) _____	(4) _____

## 5 Let's write.

There are four people in my family. My \_\_\_\_\_ is a(n) \_\_\_\_\_. She works \_\_\_\_\_. My \_\_\_\_\_ is a(n) \_\_\_\_\_. He works \_\_\_\_\_. My brother / sister and I are pupils. We study at school.

## 6 Project

### Members of my family and their jobs





# UNIT 13

# Appearance

## LESSON 1

### 1 Look, listen and repeat.



### 2 Listen, point and say.

What does he / she look like?

He's / She's \_\_\_\_\_.





### 3 Let's talk.



What does he / she look like?

\_\_\_\_\_.



**4 Listen and tick.**  

1. **a**   **b** 

2. **a**   **b** 

**5 Look, complete and read.** 

- A:** What does your brother look like?  
**B:** He's \_\_\_\_\_.
- A:** What does your grandmother look like?  
**B:** She's \_\_\_\_\_.
- A:** What does your grandfather \_\_\_\_\_ like?  
**B:** He's \_\_\_\_\_.
- A:** \_\_\_\_\_ does your mother look like?  
**B:** \_\_\_\_\_.



**6 Let's sing.** 

**What do your parents look like?**


Your mum, your mum.  
What does she look like?  
She's slim.  
She's tall.  
She's slim and tall.

Your dad, your dad.  
What does he look like?  
He's big.  
He's tall.  
He's big and tall.



# LESSON 2

## 1 Look, listen and repeat.



## 2 Listen, point and say.

What does he / she look like?

He / She has \_\_\_\_\_.




## 3 Let's talk.

What does he / she look like?

\_\_\_\_\_.



**4 Listen and number.** 



**5 Look, complete and read.** 

1. **A:** Do you have a brother, Mai?  
**B:** Yes, I do.  
**A:** What does he look like?  
**B:** He's \_\_\_\_\_. He has a round \_\_\_\_\_.



2. **A:** Do you have a sister, Bill?  
**B:** Yes, I do.  
**A:** What does she \_\_\_\_\_?  
**B:** She's slim. She has \_\_\_\_\_.



**6 Let's play.**

**Tic-tac-toe**

My sister has short hair.



<del>short hair</del>	big eyes	long hair
a round face	small eyes	tall
short	slim	big



## LESSON 3

### 1 Listen and repeat.

**l** long My sister has long hair.

**r** round My brother has round eyes.

### 2 Listen and circle.

1. My grandfather has \_\_\_\_\_.

- a. long hands
- b. a round face
- c. a long nose

2. My brother has \_\_\_\_\_.

- a. long hands
- b. a round face
- c. round eyes

### 3 Let's chant.



Who's that?  
It's my brother.  
What does he look like?  
He has long hair.  
His hair is long.

Who's that?  
It's my sister.  
What does she look like?  
She has a round face.  
Her face is round.





#### 4 Read and complete.

I have a big family: my grandfather, my grandmother, my father, my mother, my sister and me. My grandfather is big. My grandmother is big, too. My father is very tall. My mother is slim. She has long hair. My sister has a round face and big eyes.

1. My grandfather and grandmother are \_\_\_\_\_.
2. My father is \_\_\_\_\_.
3. My mother has \_\_\_\_\_.
4. My sister has \_\_\_\_\_.



#### 5 Let's write.

There are \_\_\_\_\_ people in my family. My father is \_\_\_\_\_.  
 He has \_\_\_\_\_. My mother is \_\_\_\_\_. She has \_\_\_\_\_.  
 My \_\_\_\_\_. We love our family.

#### 6 Project

##### Appearance of my family members

My father's tall. He has short hair.



	tall	short	big	slim	short hair	long hair
father	✓				✓	
mother						
brother						
sister						

# UNIT 14

# Daily activities

## LESSON 1

### 1 Look, listen and repeat.



### 2 Listen, point and say.

When do you watch TV?

I watch TV \_\_\_\_\_.



### 3 Let's talk.

When do you watch TV?

\_\_\_\_\_.



**4 Listen and tick or cross.**  



**5 Look, complete and read.** 



1. **A:** When do you watch TV?  
**B:** In the \_\_\_\_\_.



2. **A:** When do you do the housework?  
**B:** In the \_\_\_\_\_.



3. **A:** When do you \_\_\_\_\_?  
**B:** At \_\_\_\_\_.



4. **A:** \_\_\_\_\_ do you read books?  
**B:** In the \_\_\_\_\_.

**6 Let's sing.** 

**When do you watch TV and read books?**

When do you watch TV?  
 I watch TV in the afternoon.  
 When do you read books?  
 I read books in the evening.

When do you watch TV?  
 I watch TV at noon.  
 When do you read books?  
 I read books in the morning.



# LESSON 2

## 1 Look, listen and repeat. Track 35

**a** What do you do on Sundays, Linh?



I do the housework.

**b** What do you do in the morning?



I clean the floor.

## 2 Listen, point and say. Track 36

What do you do in the morning?

I \_\_\_\_\_.

**a**



wash the clothes

**b**



clean the floor

**c**



help with the cooking

**d**



wash the dishes

## 3 Let's talk.

What do you do in the morning / afternoon / evening?

\_\_\_\_\_.



**4 Listen and number.** 



**5 Look, complete and read.** 

1. **A:** What do you do in the morning?  
**B:** I wash my \_\_\_\_\_.  
**A:** \_\_\_\_\_ do you do at noon?  
**B:** I wash the dishes.



2. **A:** What do you do in the \_\_\_\_\_?  
**B:** I help my mum with the cooking.  
**A:** And in the \_\_\_\_\_, what do you do?  
**B:** We watch \_\_\_\_\_ together.



**6 Let's play.**

**Miming game**



## LESSON 3

### 1 Listen and repeat.

**tch**

watch

When do you watch TV?

**sh**

wash

I wash my clothes in the evening.

### 2 Listen and circle.

1. When do you \_\_\_\_\_?

a. watch TV

b. wash the dishes

c. wash your clothes

2. When does your sister \_\_\_\_\_?

a. wash the dishes

b. watch TV

c. wash her clothes

### 3 Let's chant.



Watch TV, watch TV.  
Do you watch TV?  
Yes, I do. Yes, I do.  
When do you watch TV?  
In the evening. In the evening.



Wash clothes, wash clothes.  
Do you wash your clothes?  
Yes, I do. Yes, I do.  
When do you wash your clothes?  
In the afternoon. In the afternoon.

#### 4 Read and match.

It is Sunday today. We are at home. I do the housework with my parents. In the morning, I wash the clothes. In the afternoon, I help my mum with the cooking and clean the floor. In the evening, my dad and I wash the dishes.

1. in the morning

2. in the afternoon

3. in the evening

a. clean the floor

b. wash the dishes

c. wash the clothes

d. help with the cooking

#### 5 Let's write.

I do a lot of housework on Sundays. In the morning, I \_\_\_\_\_ and \_\_\_\_\_. In the afternoon, I \_\_\_\_\_ and \_\_\_\_\_. In the evening, I \_\_\_\_\_ with my family.

#### 6 Project

##### My Sunday activities



# My family's weekends

## LESSON 1

### 1 Look, listen and repeat.

**a** Where does your father go on Saturdays?



He goes to the gym.

**b** What about your mother?  
Where does she go on Saturdays?



She goes to the shopping centre.

### 2 Listen, point and say.

Where does he / she go on Saturdays?

He / She goes to the \_\_\_\_\_.



### 3 Let's talk.

Where does he / she go on Saturdays?

\_\_\_\_\_





**4 Listen and tick.**  



**5 Look, complete and read.** 



1. My brother goes to the \_\_\_\_\_ on Saturdays.



2. My sister goes to the \_\_\_\_\_ on Saturdays.



3. **A:** Where does your father go on Saturdays?

**B:** He \_\_\_\_\_ to the \_\_\_\_\_.



4. **A:** \_\_\_\_\_ does your mother go on Saturdays?

**B:** She \_\_\_\_\_.

**6 Let's sing.** 

**Where do they go on Saturdays?**

Where does your father go on Saturdays?

He goes to the sports centre.

Where does your mother go on Saturdays?

She goes to the shopping centre.

Where does your brother go on Saturdays?

He goes to the cinema.

Where does your sister go on Saturdays?

She goes to the swimming pool.



# LESSON 2

## 1 Look, listen and repeat.

**a** Where does your father go on Sundays?



He goes to the sports centre.

**b** What does he do there?



He plays tennis.

## 2 Listen, point and say.

What does he / she do on Sundays?

He / She \_\_\_\_\_.



## 3 Let's talk.

What does he / she do on Sundays?



**4** Listen and match. 



**5** Look, complete and read. 



1. **A:** Where does your brother go on Sundays?  
**B:** He goes to the \_\_\_\_\_.  
**A:** What does he \_\_\_\_\_ there?  
**B:** He plays \_\_\_\_\_.
2. **A:** Where is your mother on Sundays?  
**B:** She's at \_\_\_\_\_.  
**A:** \_\_\_\_\_ does she do?  
**B:** She \_\_\_\_\_.

**6** Let's play.

**Matching game**



## LESSON 3

### 1 Listen and repeat.

**g** go I **g**o to the cinema on Saturdays.

**s** television We watch televi**s**ion on Sundays.

### 2 Listen and circle.

1. I \_\_\_\_ on Saturdays.

- a. watch televi**s**ion
- b. **g**o to the cinema
- c. **g**o to the shopping centre

2. They \_\_\_\_ on Sundays.

- a. **g**o to the sports centre
- b. watch televi**s**ion
- c. watch films on televi**s**ion

### 3 Let's chant.

Where do you go on Saturdays?

I go to the cinema.

Where does your father go on Saturdays?

He goes to the sports centre.

What do you do on Sundays?

I watch television at home.

What does your mother do on Sundays?

She goes shopping with my sister.



#### 4 Read and tick True or False.

Today is Sunday. Ben and his family do a lot of things. His father goes to the sports centre. He plays tennis. His mother goes to the shopping centre. His sister goes to the cinema. Ben stays at home. He watches TV. In the evening, they have a nice meal together.

1. Ben and his family do a lot of things.
2. His father plays table tennis.
3. His mother goes shopping.
4. His sister watches a film at the cinema.

True	False

#### 5 Let's write.

Mai and her family do a lot of things at the weekend. On Saturdays, her father \_\_\_\_\_. Her mother \_\_\_\_\_. Her brother \_\_\_\_\_. Mai \_\_\_\_\_. On Sundays, her family \_\_\_\_\_ together.

#### 6 Project

##### My family's weekend activities



On Sundays, my father goes to the sports centre. He plays tennis.

	Where?	What?
My father	sports centre	plays tennis
My mother		
My sister / brother		
I		

# Review 3

## 1 Listen and number.



## 2 Ask and answer.

1. What does your sister look like?



2. When do you watch TV?



3. Where does your mother work?



4. Where does your father go on Saturdays?



### 3 Read and match.

1. Where do you live?

2. What does your sister look like?

3. What do you do in the morning?

4. What does your brother do at the weekend?

5. Where does your father work?

a. She has short hair.

b. He works at a nursing home.

c. He cooks meals.

d. I live at 25 Le Lai Street.

e. I do the housework.

### 4 Read and complete.

factory      pupil      slim      watch      works

There are three people in my family: my father, my mother and me. My father is tall. He works at a (1) \_\_\_\_\_. My mother is (2) \_\_\_\_\_. She (3) \_\_\_\_\_ at a school. I am a (4) \_\_\_\_\_. In the morning and afternoon, I study at school. In the evening, I do homework and (5) \_\_\_\_\_ TV.

### 5 Let's write.

This is my family. On Sundays, we stay at home and do many things. My father \_\_\_\_\_. My mother \_\_\_\_\_. My brother \_\_\_\_\_. I \_\_\_\_\_.



# Extension activities

- 1 Work in pairs. Take turns to describe and draw a family member.

My mum is tall. She has long, brown hair. She has a round face and blue eyes.



- 2 Tell the class about your partner's family member.

She's tall. She has long, brown hair.





**3** Read and match. Then say what the animals are. 

- 1. It is big.  
It has a long nose.  
It has two big ears.



- 2. It is small.  
It is yellow.  
It has two legs.



- 3. It is big.  
It has brown hair.  
It has a round face.



- 4. It is small.  
It is yellow.  
It has no legs.



# UNIT 16

# Weather

## LESSON 1

### 1 Look, listen and repeat.



a

Hi, Minh. Where were you last weekend?



I was in Sa Pa.

Great! I like Sa Pa.

b

What was the weather like in Sa Pa?



It was sunny.

### 2 Listen, point and say.



What was the weather like last weekend?

It was \_\_\_\_\_.




rainy



windy



sunny



cloudy


### 3 Let's talk.

What was the weather like yesterday?

\_\_\_\_\_.

Hai Phong	Hoi An	Nha Trang	Can Tho

**4 Listen and number.**  



**5 Look, complete and read.** 



1. **A:** What was the weather like in Sa Pa last Sunday?

**B:** It was \_\_\_\_\_.



2. **A:** What was the weather like in Ho Chi Minh City yesterday?

**B:** It was \_\_\_\_\_.



3. **A:** \_\_\_\_\_ the weather like in Da Nang yesterday?

**B:** It \_\_\_\_\_.



4. **A:** What was the \_\_\_\_\_ like in Hue last weekend?

**B:** \_\_\_\_\_.

**6 Let's sing.** 

**What was the weather like yesterday?**

Weather, weather.

What was the weather like yesterday?

It was sunny. It was sunny.

It was a sunny day.

Weather, weather.

What was the weather like yesterday?

It was windy. It was windy.

It was a windy day.



# LESSON 2

## 1 Look, listen and repeat.



## 2 Listen, point and say.

Do you want to go to the \_\_\_\_\_?

Great! Let's go.

Sorry, I can't.



## 3 Let's talk.

Do you want to go to the \_\_\_\_\_?

\_\_\_\_\_



**4 Listen and match.** 



**5 Look, complete and read.** 



1. **A:** What's the weather like today?

**B:** It's \_\_\_\_\_.

**A:** Lovely! Do you want to go to the bookshop?

**B:** \_\_\_\_\_! Let's go.

2. **A:** Look! It's sunny today.

**B:** Yes, it is.

**A:** Do you want to go to the \_\_\_\_\_ with me?

**B:** Sorry, \_\_\_\_\_. I'm doing my homework.

**6 Let's play.**

**Slap the board and say**



# LESSON 3

## 1 Listen and repeat.

'sunny                      It's 'sunny today.

'rainy                        I don't like 'rainy weather.

## 2 Listen and circle.

1. It's \_\_\_\_ in Ho Chi Minh City.

a. windy

b. sunny

c. rainy

2. I like \_\_\_\_ weather.

a. sunny

b. cloudy

c. windy

## 3 Let's chant.

Sunny, sunny, sunny.

I like sunny days.

Cloudy, cloudy, cloudy.

I don't like cloudy days.

Windy, windy, windy.

I like windy days.

Rainy, rainy, rainy.

I don't like rainy days.



#### 4 Read and circle.

It was rainy yesterday. We were at home. It is sunny today. We are at the shopping centre. Kate is at the bookshop. She wants some books. Jim is at the food stall. He wants some chicken. I am at the bakery. I want some bread. We have a happy shopping day.

1. It was \_\_\_\_ yesterday.  
a. cloudy                      b. sunny                      c. rainy
2. It is \_\_\_\_ today.  
a. windy                      b. rainy                      c. sunny
3. Kate is at the \_\_\_\_.  
a. bookshop                      b. bakery                      c. food stall
4. Jim is at the \_\_\_\_.  
a. food stall                      b. bookshop                      c. bakery

#### 5 Let's write.

#### My family go shopping

- What is the weather like today?
- Where do your family go?
- What do your parents want to buy?
- What do you want to buy?
- What does your brother / sister want to buy?

The weather is lovely today. My family want to go to the supermarket.

---

---

---

---

#### 6 Project

#### My weather chart





It was sunny in Ha Noi last weekend.  
It's rainy in Ha Noi today.

Places	Last weekend	Today
Ha Noi		
Da Nang		
Can Tho		

# In the city

## LESSON 1

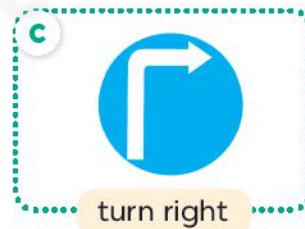
### 1 Look, listen and repeat.



### 2 Listen, point and say.

What does it say?

It says '\_\_\_\_\_':



### 3 Let's talk.







**4 Listen and tick or cross.**  





**5 Look, complete and read.** 



1. **A:** What does it say?  
**B:** It says '\_\_\_\_\_'.  


2. **A:** What does it say?  
**B:** It says '\_\_\_\_\_'.  


3. **A:** \_\_\_\_\_ does it say?  
**B:** It says '\_\_\_\_\_'.  


4. **A:** What does it \_\_\_\_\_?  
**B:** It says '\_\_\_\_\_'.  


**6 Let's sing.** 

**When I cross the road**

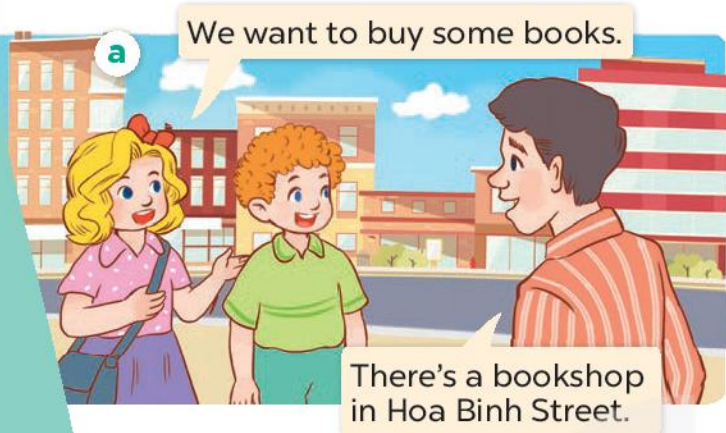
When I cross the road,  
I stop, look, listen and think.  
The light is red. The light is red.  
What does it say?  
It says 'stop', 'stop', 'stop'.

When I cross the road,  
I stop, look, listen and think.  
The light is green. The light is green.  
What does it say?  
It says 'go', 'go', 'go'.



# LESSON 2

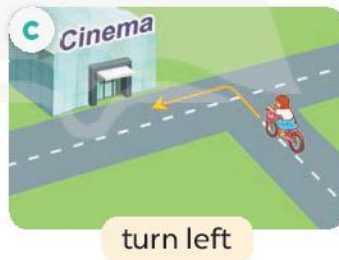
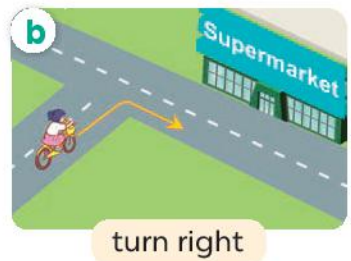
## 1 Look, listen and repeat.



## 2 Listen, point and say.

How can I get to the \_\_\_\_\_?

\_\_\_\_\_.



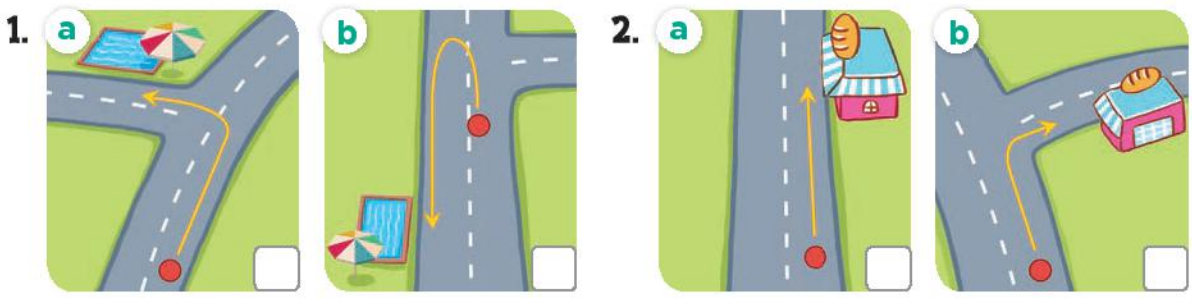
## 3 Let's talk.

How can I get to the \_\_\_\_\_?

\_\_\_\_\_.



**4 Listen and tick.**  



**5 Look, complete and read.** 

- A:** Excuse me. How can I get to the shopping centre?  
**B:** The sports centre or the shopping centre?  
**A:** \_\_\_\_\_.  
**B:** Turn \_\_\_\_\_ at the bakery.  
**A:** Thank you very much.



- A:** Excuse me. Is there a food stall near here?  
**B:** There's a food stall in Hoa Binh Street.  
**A:** \_\_\_\_\_ can I get there?  
**B:** Go straight and turn \_\_\_\_\_.  
**A:** Thank you very much for your help.



**6 Let's play.**

**Show me the way**

I want to go to the bakery.

Go straight and turn left.

You are here.

## LESSON 3

### 1 Listen and repeat.

'bookshop                      How can I get to the 'bookshop?

'campsite                      How can I get to the 'campsite?

### 2 Listen and circle.

1. How can I get to the \_\_\_\_?

- a. village
- b. campsite
- c. bookshop

2. How can I get to the \_\_\_\_?

- a. campsite
- b. city
- c. bookshop

### 3 Let's chant.

Bookshop, bookshop, bookshop.  
How can I get to the bookshop?  
Go straight, go straight.  
The bookshop is on the right.

Campsite, campsite, campsite.  
How can I get to the campsite?  
Go straight, go straight.  
The campsite is on the left.



## 4 Read and tick True or False.

Mai wants to buy some bread. The bakery is in Nguyen Hue Street. How can she get there? She can go straight and turn right. The bakery is on the right.

Bill wants to buy some books. The bookshop is in Green Street. How can he get there? He can go straight and turn left. The bookshop is on the left.

1. The bakery is in Nguyen Hue Street.
2. Mary can go straight and turn left to get to the bakery.
3. Bill wants to go to the library.
4. Bill can go straight and turn left to get to the bookshop.

True	False

## 5 Let's write. How can I get there?

- What do you want to buy at the bookshop?
- Where is it?
- How can you get there?

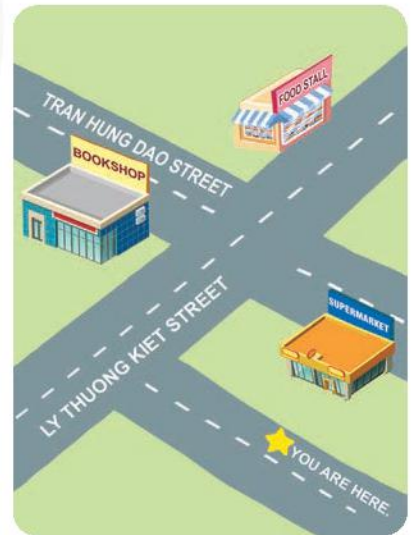
Today is Sunday. I want to buy

\_\_\_\_\_

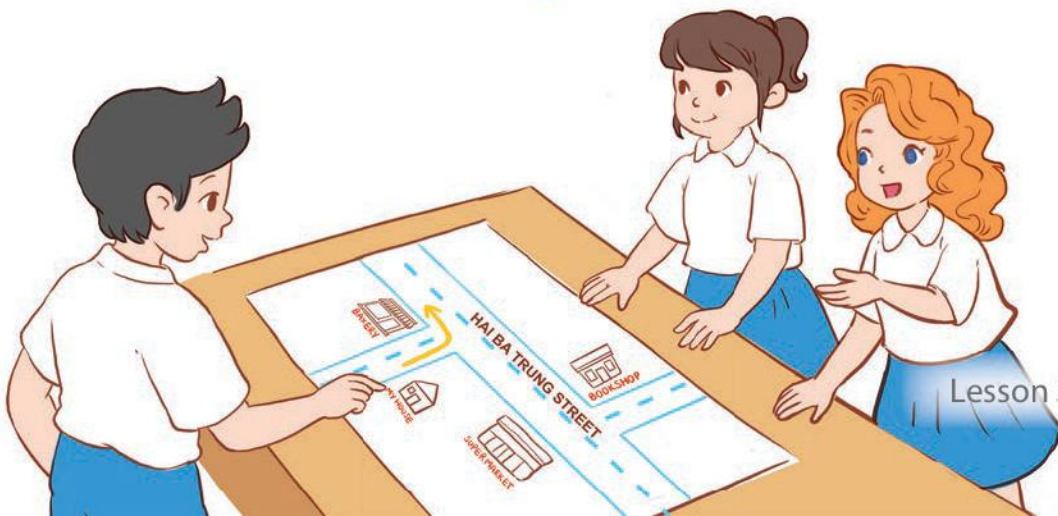
\_\_\_\_\_

\_\_\_\_\_

\_\_\_\_\_



## 6 Project How can I get to ...?



# UNIT 18


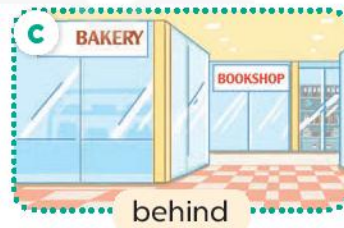
# At the shopping centre

## LESSON 1

### 1 Look, listen and repeat.



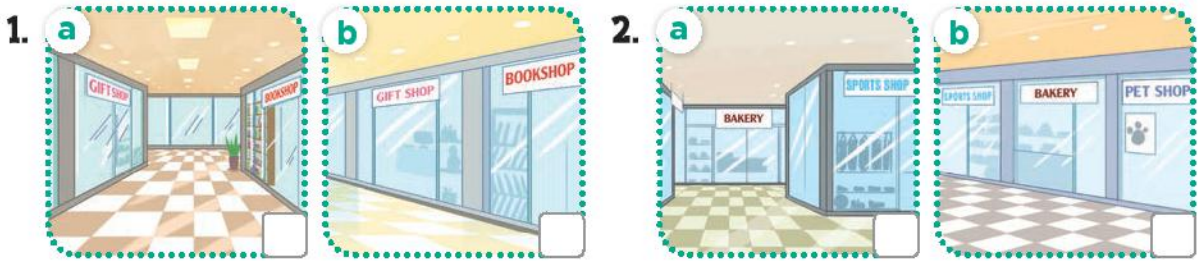
### 2 Listen, point and say.



### 3 Let's talk.



**4 Listen and tick.** 



**5 Look, complete and read.** 



1. **A:** Where's the bookshop?  
**B:** It's \_\_\_\_\_ the bakery.



2. **A:** Where's the food shop?  
**B:** It's \_\_\_\_\_ the sports shop and the bookshop.



3. **A:** Where's the \_\_\_\_\_?  
**B:** It's \_\_\_\_\_ the sports shop.



4. **A:** \_\_\_\_\_ the bakery?  
**B:** It's \_\_\_\_\_ the bookshop.

**6 Let's sing.** 

**Where's the bookshop?**

Excuse me, where's the bookshop?  
 It's over there. It's over there.  
 It's near the bakery.

Excuse me, where's the pet shop?  
 It's over there. It's over there.  
 It's opposite the gift shop.

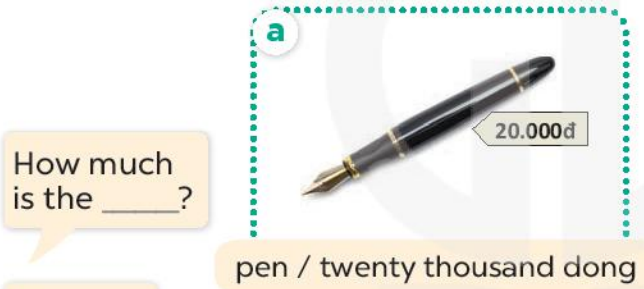


# LESSON 2

## 1 Look, listen and repeat.



## 2 Listen, point and say.



## 3 Let's talk.

How much is \_\_\_\_\_?


\_\_\_\_\_.





4

Listen and number.



5

Look, complete and read.



1. **A:** Excuse me. How much is this T-shirt?  
**B:** It's \_\_\_\_\_ thousand dong.  
**A:** And how much is that skirt?  
**B:** It's sixty \_\_\_\_\_.



2. **A:** Your school bag is so nice.  
**B:** Thank you. I like it very much.  
**A:** \_\_\_\_\_ is it?  
**B:** It's \_\_\_\_\_ thousand dong.



6

Let's play.

Guess the price!

How much is the school bag?  
 Guess the price!



## LESSON 3

### 1 Listen and repeat.

be'hind      The bakery is be'hind the bookshop.

be'tween      The bakery is be'tween the bookshop and the sports shop.

### 2 Listen and circle.

1. The gift shop is \_\_\_\_ the bookshop and the bakery.

a. behind      b. between      c. opposite

2. The gift shop is \_\_\_\_ the bookshop and the bakery.

a. between      b. opposite      c. behind

### 3 Let's chant.

Where's the pet shop?  
Behind, behind, behind.  
It's behind the bookshop.

Where's the bakery?  
Between, between, between.  
It's between the bookshop and the pet shop.



#### 4 Read and complete.

We are at the shopping centre. We can see many shops. The bookshop is opposite the pet shop. The toy shop is behind the pet shop. The bakery is between the bookshop and the sports shop.

Mai wants to buy a book. It is 30,000 dong. Linh wants to buy a doll. It is 50,000 dong. I want to buy an ice cream. It is 10,000 dong.

	Where?	What?	How much?
bookshop	opposite the pet shop	(1) _____	30,000 dong
toy shop	(2) _____	doll	(3) _____ dong
bakery	between the bookshop and the sports shop	(4) _____	10,000 dong

#### 5 Let's write. Shopping with my mum

- Where is the clothes shop?
- What does your mother want to buy? How much is it?
- Where is the gift shop?
- What do you want to buy at the gift shop? How much is it?

My mother and I are at the shopping centre. The clothes shop is \_\_\_\_\_


\_\_\_\_\_

\_\_\_\_\_

\_\_\_\_\_





#### 6 Project At the shopping centre



# The animal world

## LESSON 1

**1** Look, listen and repeat.



**2** Listen, point and say.



What are these animals?

They're \_\_\_\_\_.



**3** Let's talk.

What are these animals?

\_\_\_\_\_.



4 Listen and number.  



5 Look, complete and read. 



1. A: What are these animals?  
B: They're \_\_\_\_\_.



2. A: What are these animals?  
B: They're \_\_\_\_\_.



3. A: These animals have long necks and legs. \_\_\_\_\_ are they?  
B: \_\_\_\_\_ giraffes.



4. A: These animals have short legs. What \_\_\_\_\_?  
B: They're \_\_\_\_\_.

6 Let's sing. 

**What are these animals?**

Look! Look! Look!  
What are these animals?  
They are lions.  
They look brave.

Look! Look! Look!  
What are these animals?  
They are hippos.  
They look strong.




# LESSON 2

## 1 Look, listen and repeat.



## 2 Listen, point and say.

Why do you like \_\_\_\_\_?  
Because they \_\_\_\_\_.





## 3 Let's talk.

Why do you like \_\_\_\_\_?  
\_\_\_\_\_.



**4 Listen and circle.**  



**5 Look, complete and read.** 

1. **A:** What are those animals?  
**B:** They're \_\_\_\_\_. I like them.  
**A:** Why do you like lions?  
**B:** \_\_\_\_\_ they roar loudly.



2. **A:** What are these \_\_\_\_\_?  
**B:** They're birds. I like them.  
**A:** \_\_\_\_\_ do you like birds?  
**B:** Because they \_\_\_\_\_.



**6 Let's play.**

**Guessing animals**



These animals have long necks and legs. What are they?



They're giraffes.



## LESSON 3

### 1 Listen and repeat.

'loudly                      These animals are roaring 'loudly.

'quickly                     Those animals are running 'quickly.

### 2 Listen and circle.

1. These giraffes are moving \_\_\_\_\_.      2. Those lions are roaring \_\_\_\_\_.

a. quickly

a. loudly

b. loudly

b. quickly

### 3 Let's chant.

Loudly, loudly.

These lions are roaring loudly.


They are roaring loudly.



Quickly, quickly.

Those giraffes are running quickly.

They are running quickly.





## 4 Read and answer.

It is a nice day today. Ben and his friends are at the zoo because they want to see the animals. They like giraffes because they have long necks and legs. Giraffes can run very quickly. His friends like birds because they sing merrily. Ben loves peacocks because they dance beautifully.

1. Where are Ben and his friends? \_\_\_\_\_.
2. What do they want to see? \_\_\_\_\_.
3. Why do they like giraffes? \_\_\_\_\_.
4. Why do his friends like birds? \_\_\_\_\_.

## 5 Let's write. Our favourite zoo animals

- What animals do you like to see and why?
- What animals does your brother / sister like to see and why?

It is a sunny Sunday. My brother and I are at the zoo \_\_\_\_\_

\_\_\_\_\_

\_\_\_\_\_

\_\_\_\_\_

\_\_\_\_\_

## 6 Project

### My favourite zoo animals



# UNIT 20

# At summer camp

## LESSON 1

### 1 Look, listen and repeat.



### 2 Listen, point and say.

What's he / she doing?

He's / She's \_\_\_\_\_.



putting up a tent



building a campfire



telling a story



taking a photo

### 3 Let's talk.

What's he / she doing?

\_\_\_\_\_.




**4 Listen and match.**  

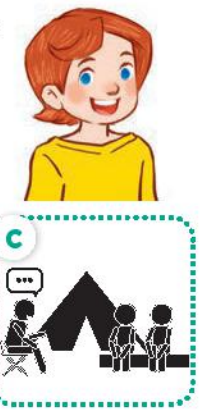
1.




2.



3.



4.



**5 Look, complete and read.** 

1. **A:** What's he doing at the campsite?  
**B:** He's telling \_\_\_\_\_.



2. **A:** What's she doing at the campsite?  
**B:** She's building \_\_\_\_\_.



3. **A:** What's he \_\_\_\_\_ at the campsite?  
**B:** He's putting up \_\_\_\_\_.



4. **A:** What's she doing at \_\_\_\_\_?  
**B:** She's \_\_\_\_\_.



**6 Let's play.**

**Guess what they are doing**

What's she doing?

She's singing.

She's \_\_\_\_\_.

# LESSON 2

## 1 Look, listen and repeat. Track 95



## 2 Listen, point and say. Track 96

What are they doing?

They're \_\_\_\_\_.



## 3 Let's talk.

What are they doing?

\_\_\_\_\_.



**4 Listen and tick.** 



**5 Look, complete and read.** 

1. **A:** Where's Ben?  
**B:** He's at the \_\_\_\_\_.  
**A:** What's he \_\_\_\_\_?  
**B:** He's emailing his mother.



2. **A:** I want to see Nam and Mai.  
 \_\_\_\_\_ are they?  
**B:** They're at the campsite.  
**A:** \_\_\_\_\_ are they doing?  
**B:** They're \_\_\_\_\_.



**6 Let's sing.** 

**What are they doing?**

What are they doing?  
 Building a campfire.  
 Building a campfire.  
 They're building a campfire.

What are they doing?  
 Playing card games.  
 Playing card games.  
 They're playing card games.



# LESSON 3

## 1 Listen and repeat.

'visit                    They 'visit their grandparents in summer.

'email                    We 'email our friends at the weekend.

## 2 Listen and circle.

1. We \_\_\_\_ our grandparents at the weekend.

- a. visit                    b. email                    c. question

2. Linh and Nam \_\_\_\_ their friends on Sundays.

- a. email                    b. question                    c. visit

## 3 Let's chant.

Visit, visit, visit.

Grandparents, grandparents.

Let's visit our grandparents.


Let's visit our grandparents in the summer.

Email, email, email.

Friends, friends, friends.

Let's email our friends.

Let's email our friends at the weekend.



#### 4 Read and tick True or False.

My name is Minh. Today is Sunday. My friends and I are at the campsite. Mai is telling a story. Ben and Bill are playing card games. Mary and Lucy are singing songs and dancing around the campfire. Some other friends are playing tug of war. I am taking a photo. We are having a lot of fun.

1. Minh and his friends are at the campsite.
2. Mary and Lucy are playing card games.
3. Some friends are playing tug of war.
4. Minh is taking a photo.

True	False

#### 5 Let's write. **At the campsite**

- What is your teacher doing?
- What are the boys doing?
- What are the girls doing?
- What are you doing?

Today is Sunday. We are at the campsite. \_\_\_\_\_

\_\_\_\_\_

\_\_\_\_\_

\_\_\_\_\_



#### 6 Project

##### Our summer camp activities




# Review 4

## 1 Listen and tick.



## 2 Ask and answer.





### 3 Read and match.

1. What was the weather like yesterday?

2. How can I get to the library?

3. How much is this pencil case?

4. Why do you like giraffes?

5. What's he doing at the campsite?

a. Go straight and turn right.

b. It's 40,000 dong.

c. It was windy.

d. He's playing tug of war.

e. Because they run quickly.

### 4 Read and complete.

Welcome to Happy Camp. It is sunny. The children are doing a lot of activities now. Some boys are near the tree. They are playing tug of war. Some girls are at the tent. They are singing and dancing beautifully. The teacher is taking photos. They like our summer camp activities very much.

1. The weather is \_\_\_\_\_ at Happy Camp.
2. The boys are \_\_\_\_\_ tug of war.
3. Some girls are singing and \_\_\_\_\_ beautifully at the tent.
4. The teacher is taking \_\_\_\_\_.

### 5 Let's write.

#### What are we doing?

Welcome to our summer camp. We are doing a lot of activities here. \_\_\_\_\_

\_\_\_\_\_  
\_\_\_\_\_



#### Activities:

- singing and dancing
- playing tug of war
- building a campfire
- playing card games
- telling stories
- taking photos

# Extension activities

## 1 Look and match.



## 2 Complete.

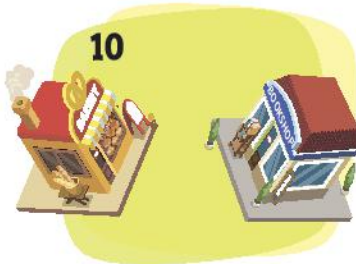



1. A lion lives in a \_\_\_\_\_.

2. A bird lives in a \_\_\_\_\_.

3. A rabbit lives in a \_\_\_\_\_.

4. A spider lives in a \_\_\_\_\_.

**3** Board game. Roll a dice. Listen to a question and answer it.



# Wordlist

actor	/'æktə/	diễn viên (nam)
afternoon	/,ɑ:ftə'nu:ən/	buổi chiều
around	/ə'raʊnd/	xung quanh
bakery	/'beɪkəri/	hiệu bánh mì
beautifully	/'bjʊ:tɪflɪ/	đẹp dễ
behind	/bɪ'hɑ:nd/	đằng sau
between	/bɪ'twi:ən/	ở giữa
big	/bɪg/	to, lớn (kích thước)
bookshop	/'bʊkʃɒp/	hiệu sách
build a campfire	/bɪld ə 'kæmpfaɪə/	đốt lửa trại
burrow	/'bʌrəʊ/	hang (cây, thỏ)
busy	/'bɪzi/	bận rộn, nhộn nhịp
centre	/'sentə/	trung tâm
cinema	/'sɪnəmə/, /'sɪnəmə: /	rạp chiếu phim
clean (the floor)	/kli:n (ðə flɔ:)/	lau (sàn nhà)
cloudy	/'klaʊdi/	có mây, nhiều mây
cooking	/'kʊkɪŋ/	việc nấu nướng
crocodile	/'krɒkədəɪl/	cá sấu Châu Phi, cá sấu
dance around the campfire	/dɑ:ns ə'raʊnd ðə 'kæmpfaɪə/	nhảy, múa quanh lửa trại
den	/den/	hang, ổ (sư tử)
do (the housework)	/du: (ðə 'haʊswɜ:k)/	làm (việc nhà)
do yoga	/du: 'jəʊgə/	tập yoga
dong	/dʌŋ/	đồng (đơn vị tiền tệ của Việt Nam)
email	/'i:meɪl/	gửi (thư điện tử)
evening	/'i:vnɪŋ/	buổi tối
eye	/aɪ/	mắt
face	/feɪs/	khôn mặt
factory	/'fæktri/	nhà máy
farm	/fɑ:m/	trang trại
farmer	/'fɑ:mə/	nông dân
film	/fɪlm/	phim
food stall	/fu:ð stɔ:l/	quầy hàng thực phẩm
get (to)	/get (tə)/	đến (địa điểm)
gift shop	/'gɪft ʃɒp/	cửa hàng quà tặng
giraffe	/dʒə'reɪf/	hươu cao cổ
go straight	/gəʊ streɪt/	đi thẳng
hair	/heə/	tóc
help with the cooking	/help wɪð ðə 'kʊkɪŋ/	giúp đỡ việc nấu ăn
hippo	/'hɪpəʊ/	hà mã, lợn nước
hospital	/'hɒspɪtl/	bệnh viện
in	/ɪn/	trong, ở (đi cùng với tên đường / phố)
left	/left/	bên trái
like	/laɪk/	giống như
lion	/'laɪən/	con sư tử
live	/lɪv/	sống
long	/lɒŋ/	dài
loudly	/'laʊdli/	âm ĩ, inh ỏi
me	/mi:z/, /mi/	tớ, tôi
meal	/mi:z/	bữa ăn

merrily	/'merəli/	vui, vui vẻ
morning	/'mɔ:niŋ/	buổi sáng
near	/niə/	ở gần
noisy	/'nɔ:zi/	ồn ào, om sòm, huyền não
noon	/nu:n/	buổi trưa
nurse	/nɜ:s/	y tá, điều dưỡng viên
nursing home	/'nɜ:sɪŋ hæʊm/	viện điều dưỡng
office worker	/'ɒfɪs wɜ:kə/	nhân viên văn phòng
opposite	/'ɒpəzɪt/	đối diện
photo	/'fəʊtəʊ/	bức ảnh
play card games	/pleɪ 'kɑ:d geɪmz/	chơi bài
play tennis	/pleɪ 'tenɪs/	chơi quần vợt
play tug of war	/pleɪ ,tʌg əv 'wɔ:/	chơi kéo co
policeman	/pə'li:smən/	cảnh sát (nam)
put up a tent	/pʊt ʌp ə 'tent/	dựng, cắm trại, lều
quickly	/'kwɪkli/	nhanh, mau chóng
quiet	/'kwaɪət/	yên tĩnh, tĩnh mịch
rainy	/'reɪni/	có mưa
right	/raɪt/	bên phải
road	/rəʊd/	con đường, đường phố
road sign	/rəʊd saɪn/	biển chỉ đường
roar	/rɔ:/	gầm, rống lên (hổ, sư tử...)
round	/raʊnd/	tròn
shopping centre	/'ʃɒpɪŋ sentə/	trung tâm mua sắm
short	/ʃɔ:t/	thấp, ngắn
sing songs	/sɪŋ sɒŋz/	hát
skirt	/skɜ:t/	váy
slim	/slɪm/	mảnh mai
sports centre	/'spɔ:ts sentə/	trung tâm thể thao
stop	/stɒp/	dừng lại
street	/stri:t/	phố, đường phố
sunny	/'sʌni/	có nắng
supermarket	/'su:pəma:ki:t/	siêu thị
swimming pool	/'swɪmɪŋ pu:l/	bể bơi
take a photo	/teɪk ə 'fəʊtəʊ/	chụp ảnh
tall	/tɔ:l/	cao
television	/'telɪvɪʒn/	truyền hình
tell a story	/tel ə 'stɔ:ri/	kể chuyện
tent	/tent/	trại, lều (ở nơi cắm trại)
thousand	/'θaʊznd/	nghìn
T-shirt	/'ti:ʃɜ:t/	áo thun
turn	/tɜ:n/	rẽ
turn left	/tɜ:n 'left/	rẽ trái
turn right	/tɜ:n 'raɪt/	rẽ phải
turn round	/tɜ:n 'raʊnd/	quay lại, đổi hướng ngược lại
wash (the clothes / the dishes)	/wɒʃ (ðə 'kləʊðz / ðə 'dɪʃɪz)/	giặt (quần áo), rửa (bát đĩa)
watch	/wɒtʃ/	xem
water park	/'wɔ:tə pa:k/	công viên nước
weather	/'weðə/	thời tiết
web	/web/	mạng (nhện)
windy	/'wɪndi/	có gió

---

*Nhà xuất bản Giáo dục Việt Nam xin trân trọng cảm ơn  
các tác giả có tác phẩm, tư liệu được sử dụng, trích dẫn  
trong cuốn sách này.*

---

**Chịu trách nhiệm xuất bản:**

Tổng Giám đốc HOÀNG LÊ BÁCH

**Chịu trách nhiệm nội dung:**

Tổng biên tập PHẠM VĨNH THÁI

Biên tập nội dung: LÊ THỊ HUỆ – VŨ THỊ LAI – LÊ NGUYỄN HOÀI NGÂN –  
NGUYỄN THỊ HỒNG HÀ – LÊ KHÁNH TÙNG

Biên tập mỹ thuật: NGUYỄN BÍCH LA

Thiết kế sách: THÁI THANH VÂN

Trình bày bìa: NGUYỄN VIỆT HÀ

Minh họa: LÊ MẠNH CƯỜNG – NGUYỄN THỊ THANH VÂN

NGUYỄN THỊ NGỌC THUY – NGUYỄN HỒNG QUÂN

Sửa bản in: TRẦN THU HÀ

Chế bản: CÔNG TY CỔ PHẦN MỸ THUẬT VÀ TRUYỀN THÔNG

Sách được biên soạn, biên tập, thiết kế với sự cộng tác của Nhà xuất bản Macmillan (MPC)  
và các biên tập viên Ken Wilson, Cauvis Fung và Ivy Wang.

---

© Vietnam Education Publishing House (VEPH) & Macmillan (MPC), 2023

---

Tất cả các phần của nội dung cuốn sách này đều không được sao chép, lưu trữ,  
chuyển thể dưới bất kỳ hình thức nào khi chưa có sự cho phép bằng văn bản của  
Nhà xuất bản Giáo dục Việt Nam và Nhà xuất bản Macmillan (MPC).

**TIẾNG ANH 4 – GLOBAL SUCCESS – SÁCH HỌC SINH, TẬP HAI**

Mã số: G3HH4A002A23

In ... bản, (QĐ ...) khổ 20 x 28 cm.

Đơn vị in: ...

Địa chỉ: ...

Số ĐKXB: 8-2023/CXBIPH/177-2097/GD.

Số QĐXB: .../QĐ - GD - HN ngày ... tháng ... năm ....

In xong và nộp lưu chiểu tháng ... năm 20...

Mã số ISBN: Tập một: 978-604-0-35120-3

Tập hai: 978-604-0-35121-0