

BỘ GIÁO DỤC VÀ ĐÀO TẠO

TIẾNG ANH

TẬP MỘT

SÁCH HỌC SINH

4



NHÀ XUẤT BẢN GIÁO DỤC VIỆT NAM

macmillan
education

BỘ GIÁO DỤC VÀ ĐÀO TẠO

Hoàng Văn Vân (Tổng Chủ biên), Nguyễn Quốc Tuấn (Chủ biên)
Phan Hà, Đỗ Thị Ngọc Hiền
Đào Ngọc Lộc, Trương Thị Ngọc Minh
Với sự cộng tác của Ken Wilson

TIẾNG ANH

SÁCH HỌC SINH

TẬP MỘT

(Sách có kèm CD - Tái bản lần thứ ba có chỉnh lí)

4



NHÀ XUẤT BẢN GIÁO DỤC VIỆT NAM

 macmillan
education



Nam



Hoa



Mai



Phong



Tom



Mary



Peter



Linda



Nga



Quan



Tony



Linh



Hakim



Akiko



Miss Hien



Mr Loc

Lời nói đầu

Tiếng Anh 4, Tập Một do Nhà xuất bản Giáo dục Việt Nam tổ chức biên soạn theo Chương trình thí điểm Tiếng Anh tiểu học do Bộ Giáo dục và Đào tạo ban hành, với sự hợp tác chặt chẽ về chuyên môn và kĩ thuật của Nhà xuất bản Macmillan (MPC). Sách được biên soạn theo đường hướng giao tiếp, giúp học sinh bước đầu hình thành và phát triển năng lực giao tiếp bằng tiếng Anh, thông qua bốn kĩ năng nghe, nói, đọc và viết, trong đó ưu tiên phát triển hai kĩ năng nghe và nói.

Tiếng Anh 4, Tập Một xoay quanh hai chủ điểm giao tiếp gắn gũi với học sinh: *Me and My Friends*, *Me and My School*. Mỗi chủ điểm được chia thành năm đơn vị bài học (Unit) tương ứng với năm chủ đề của chương trình. Sau năm đơn vị bài học là một bài ôn (Review) tập trung vào ôn tập và củng cố các kĩ năng giao tiếp (nghe, nói, đọc, viết) và kiến thức ngôn ngữ cơ bản (ngữ âm, từ vựng, ngữ pháp).

Tiếng Anh 4, Tập Một được biên soạn dựa trên những cơ sở lí luận và thực tiễn của việc dạy và học tiếng Anh tiểu học ở Việt Nam, có tính đến tâm lí lứa tuổi và giao lưu quốc tế.

Các tác giả rất mong nhận được những ý kiến đóng góp của các nhà giáo, phụ huynh học sinh và đông đảo bạn đọc quan tâm để sách được hoàn thiện hơn.

Các tác giả

BOOK MAP

ME AND MY FRIENDS

Competences	Sentence Patterns	Vocabulary	Phonics
Unit 1 Nice to see you again		Page 6	
<ul style="list-style-type: none"> Greeting and responding to greetings formally Saying and responding to <i>goodbye</i> 	<ul style="list-style-type: none"> Good morning/Good afternoon/Good evening. Nice to see you again. Goodbye/Bye/Good night. See you tomorrow/See you later. 	morning, afternoon, evening, night, tomorrow, later, again, see, meet, Viet Nam, England	Linda night
Unit 2 I'm from Japan		Page 12	
<ul style="list-style-type: none"> Asking and answering questions about where someone is from Asking and answering questions about one's nationality 	<ul style="list-style-type: none"> Where are you from? I'm from ... What nationality are you? I'm ... 	America, American, Australia, Australian, England, English, Japan, Japanese, Malaysia, Malaysian, Viet Nam, Vietnamese	Japan Vietnamese
Unit 3 What day is it today?		Page 18	
<ul style="list-style-type: none"> Asking and answering questions about the days of the week Asking and answering questions about weekly activities 	<ul style="list-style-type: none"> What day is it today? It's ... What do you do on + (<i>name of the day</i>)? I ... in the morning/in the afternoon. 	today, Monday, Tuesday, Wednesday, Thursday, Friday, Saturday, Sunday, English	first Thursday her
Unit 4 When's your birthday?		Page 24	
<ul style="list-style-type: none"> Asking and answering questions about dates Asking and answering questions about someone's birthday 	<ul style="list-style-type: none"> What is the date today? It's ... When's your birthday? It's on the ... 	January, February, March, April, May, June, July, August, September, October, November, December, <i>ordinal numbers</i>	fourth March
Unit 5 Can you swim?		Page 30	
<ul style="list-style-type: none"> Asking and answering questions about what someone can/cannot do Asking and answering questions about whether someone can do something 	<ul style="list-style-type: none"> What can you do? I can ... Can you ...? Yes, I can./No, I can't. 	can, ride, cook, skate, skip, sing, swim, swing, dance, play, guitar, piano, volleyball, table tennis, chess	sing swim
Review 1		Page 36	

ME AND MY SCHOOL

Competences	Sentence Patterns	Vocabulary	Phonics
Unit 6 Where's your school?		Page 40	
<ul style="list-style-type: none"> Asking and answering questions about where a school is Asking and answering questions about what class someone is in 	<ul style="list-style-type: none"> Where's your school? It's in + (<i>place</i>). What class are you in? I'm in Class ... 	street, road, village, district, address, class, school, study	school skipping street
Unit 7 What do you like doing?		Page 46	
<ul style="list-style-type: none"> Asking and answering questions about what someone likes doing Asking and answering questions about someone's hobbies 	<ul style="list-style-type: none"> What do you like doing? I like + <i>verb-ing</i> + (<i>noun</i>). What's your hobby? I like + <i>verb-ing</i> + (<i>noun</i>). 	swimming, cooking, collecting stamps, riding a bike, playing badminton, flying a kite, taking photographs, watching TV	flying playing
Unit 8 What subjects do you have today?		Page 52	
<ul style="list-style-type: none"> Asking and answering questions about school subjects Asking and answering questions about when someone has a subject 	<ul style="list-style-type: none"> What subjects do you have? I have ... When do you have ...? I have it on ... 	subject, IT (Information Technology), Maths, Music, Art, Science, Vietnamese, PE (Physical Education)	subject subjects
Unit 9 What are they doing?		Page 58	
<ul style="list-style-type: none"> Asking and answering questions about what someone is doing Asking and answering questions about what people are doing 	<ul style="list-style-type: none"> What's he/she doing? He's/She's ... What are they doing? They're ... 	listen to music, read, write, paint, make, watch, video, text, dictation, mask, plane, puppet, exercise	mask text
Unit 10 Where were you yesterday?		Page 64	
<ul style="list-style-type: none"> Asking and answering questions about where someone was in the past Asking and answering questions about what someone did in the past 	<ul style="list-style-type: none"> Where were you yesterday? I was ... What did you do yesterday? I + <i>verb-ed</i> 	yesterday, at home, at the zoo, at school, on the beach, in the school library, listen, wash, water	listened watched painted
Review 2		Page 70	
Glossary		Page 74	

Lesson 1

1 Look, listen and repeat.   

a Good morning, class.

b Nice to see you again.

Good morning, Miss Hien.

c How are you, Mai?
I'm very well, thank you. And you?
I'm very well, too.

d Good morning, Miss Hien. Sorry, I'm late!
Yes, come in.

2 Point and say.  

Good _____.

Good _____.

a Good morning.

b Good afternoon.

c Good evening.

Greet your teachers in the classroom or at school. 

3 Listen and tick.  



4 Look and write.  



1. Good _____ . 2. Good _____ . 3. Good _____ .

5 Let's sing. 



Good morning to you

Good morning to you.
 Good morning to you.
 Good morning, dear Miss Hien.
 Good morning to you.

Good morning to you.
 Good morning to you.
 Good morning, dear children.
 Good morning to you.



Lesson 2

1 Look, listen and repeat.   



2 Point and say.  



3 Let's talk. 

- Good _____. Nice to meet you.
- Good _____. See you tomorrow.

4 Listen and number.  



a



b



c



d

5 Look and write.  

1. A: Hello. I'm Mai. I'm from _____.

B: Hello. I'm _____. I'm from America.



2. A: Good morning, _____.

B: _____, Tom. Nice to meet you.



3. A: _____, Mum.

B: _____, Tom.



6 Let's play. 



Good morning

Good afternoon

Good evening

Hello

Good night

Goodbye

Nice to meet you

Hi

Bye

Lesson 3

1 Listen and repeat.

l Linda Hello, Linda.

n night Good night.

2 Listen and circle. Then write and say aloud.

1. Hello. I'm _____.
a. Linda b. Nam

2. I'm from _____.
a. Viet Nam b. England

3. _____, My name's Linda.
a. Hi b. Hello

4. Good _____.
a. night b. afternoon

3 Let's chant.

Hello, friends!

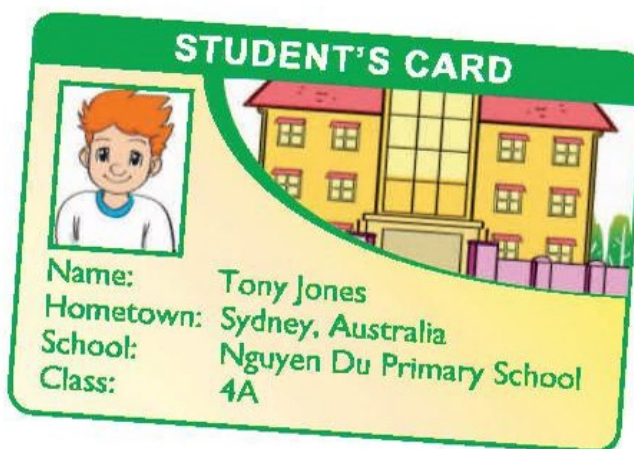
Hello. I'm Linda.
I'm from England.
Nice to meet you, Linda.

Hello. I'm Nam.
I'm from Viet Nam.
Nice to meet you, Nam.

Hello, Linda.
Hello, Nam.
We're friends.



4 Read and answer.  



1. What is the girl's name?
2. Where is she from?

3. What is the boy's name?
4. Where is he from?

5 Write about you. 

Write your name, your hometown and your school.

My name is _____

I am from _____

My school is _____

6 Project 


Make a card about yourself.
Then look at your classmate's card
and tell the teacher about him/her.

Name: _____

Hometown: _____



School: _____

Class: _____




Lesson 1

1 Look, listen and repeat.   



2 Point and say.  

Hi. I'm _____.
Where are you from?



Work in pairs. Imagine you are Hakim/Tom/Tony/Linda/Akiko. Introduce yourself and ask where your partner is from. 

3 Listen and tick.  



4 Look and write.  

Use the information from Activities 1 and 2.

1. I'm from _____.




3. I'm from _____.



2. I'm from _____.

4. I'm from _____.

5 Let's sing. 

Where are you from?

Hi. I'm Mai from Viet Nam.
 Hello, Mai. Nice to meet you.
 Hello. I'm Akiko from Japan.
 Hello, Akiko. Nice to meet you.
 Hi. I'm Hakim from Malaysia.
 Hello, Hakim. Nice to meet you.
 Hello. I'm Linda from England.
 Hello, Linda. Nice to meet you.



Lesson 2

1 Look, listen and repeat.   



2 Point and say.  



3 Let's talk.  



- What's your name?
- Where are you from?
- What nationality are you?



Japan → Japanese
Australia → Australian

Viet Nam → Vietnamese
Malaysia → Malaysian

America → American
England → English


4 Listen and number.  



a




b



c



d


5 Look and write.  



1. My name is Mai.
I am from Viet Nam.
I am Vietnamese.




2. My name is Tom.
I am from _____.
I am _____.



3. My name is Linda.
I am from _____.
I am _____.



4. My name is Akiko.
I am from _____.
I am _____.

6 Let's play. 

Find someone who ...



Lesson 3

1 Listen and repeat.

j Japan I'm from Japan.

v Vietnamese I'm Vietnamese.

2 Listen and tick. Then say aloud.

1. a. Japan b. Japanese

2. a. Viet Nam b. Vietnamese

3 Let's chant.

What nationality are you?

Hello. What's your name? My name's Mai.

Where are you from? I'm from Viet Nam. Viet Nam.

Where in Viet Nam? Ha Noi. Ha Noi.


What nationality are you? Vietnamese. Vietnamese.

Hello. What's your name? My name's Akiko.


Where are you from? I'm from Japan. Japan.

Where in Japan? Tokyo. Tokyo.

What nationality are you? Japanese. Japanese.



4 Read and complete.



Hi. My name is Akiko. I am from Tokyo, Japan. I am Japanese. I am in Ha Noi now. I have a lot of friends. They are from different countries. Tony is from Sydney, Australia. He is Australian. Linda is from London, England. She is English. Tom is from New York, America. He is American.

Name	City	Country	Nationality
Akiko	Tokyo	Japan	Japanese
Tony			
Linda			
Tom			

5 Let's write.

Quan: Hi. My name is Quan. What is your name?

You: (1) _____.

Quan: Where are you from?

You: (2) _____.

Quan: What nationality are you?

You: (3) _____.

6 Project

Select a country:
Australia/America/England/
Japan/Malaysia/Viet Nam.
Make a name card and
draw the flag. Then show
it to your class.

Name: _____

Country: _____

City: _____

Nationality: _____

Flag: _____

Lesson 1

1 Look, listen and repeat.   

a Hello, class!
Hello, Miss Hien.

b What day is it today, class?
It's Monday.

c Very good! And what do we have on Mondays?
We have English!

d And when is the next English class?
On Wednesday!
No! It's on Tuesday!
That's right, Mai. It's on Tuesday.

2 Point and say.  

What day is it today?

It's _____.



JULY						
MONDAY	TUESDAY	WESNESDAY	THURSDAY	FRIDAY	SATURDAY	SUNDAY
	1	2	3	4	5	6
7	8	9	10	11	12	13
14	15	16	17	18	19	20
21	22	23	24	25	26	27
28	29	30	31			

Work in pairs. Ask your partners what day it is today. 

3 Listen and tick.  

1. a  b  c 

2. a  b  c 

3. a  b  c 

4 Look and write.  

Nam's activities						
Sunday	Monday	Tuesday	Wednesday	Thursday	Friday	Saturday
go to the zoo	play football	watch TV	listen to music	go swimming	play the piano	visit my grandparents

- Today is _____. I play football today.
- Today is _____. I watch TV today.
- Today is _____. I visit my grandparents today.
- Today is _____. I go to the zoo today.

5 Let's sing. 

We have English today

What day is it today?

It's Monday.

We have English today.

Do you have English on Wednesdays?

No. We have English on Tuesdays,
Thursdays and Fridays.

What day is it today?

It's Wednesday.

We have English today.


Do you have English on Thursdays?

No. We have English on Mondays,
Wednesdays and Fridays.



Lesson 2

1 Look, listen and repeat.   



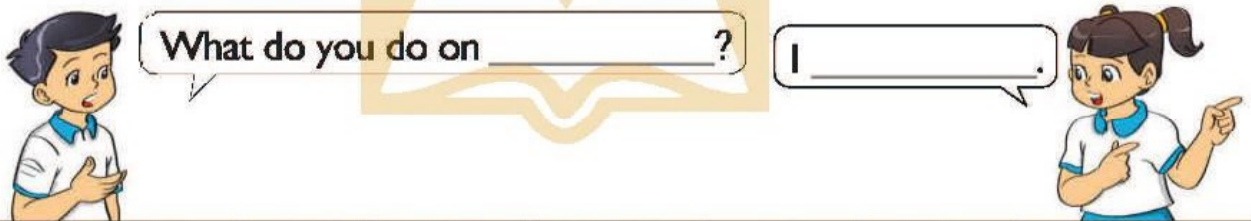
a What do you do on Fridays, Nam?
I go to school in the morning.

b How about in the afternoon?
I help my parents at home.

c What do you do on Saturdays?
I visit my grandparents in the morning.


d And in the afternoon?
I play football.

2 Point and say.  



What do you do on _____? I _____.

	Mon.	Tues.	Wed.	Thurs.	Fri.	Sat.	Sun.
Morning	Go to school	Go to school	Go to school	Go to school	Go to school	Go to the zoo	Help my parents
Afternoon	Listen to music	Watch TV	Play the guitar	Go swimming	Visit my friends	Play football	Visit my grandparents

3 Let's talk. 

- What day is it today?
- What do you do on Mondays/Tuesdays/...?

4 Listen and number.  



a



b



c



d

5 Look and write.  

FRIDAY	
Morning	Go to school
Afternoon	Go swimming

Today is (1) _____.

I (2) _____ in the morning.

I (3) _____ in the afternoon.

Tomorrow is (4) _____.

I do not (5) _____ on

Saturdays. I go to the zoo.

6 Let's play. 

Slap the board

Tuesday	Friday	today
Monday	Wednesday	Thursday
Saturday	Sunday	tomorrow

Lesson 3

1 Listen and repeat.

ir

first

My birthday is on the **first** of July.

ur

Thursday

I have English on **Thursdays**.

er

her

Mr Loc is **her** English teacher.

2 Listen and circle. Then say aloud.

1. My birthday is on the _____ of July.

a. third

b. first

2. We have English on _____.

a. Tuesdays and Thursdays

b. Wednesdays and Thursdays

3. This is _____.

a. her class

b. his teacher



3 Let's chant.

What do you do on ...?

What day is it today?

It's Friday.

What do you do on Fridays?

I go to school in the morning.

How about in the afternoon?

I go swimming.

What day is it tomorrow?

It's Saturday.

Do you go to school on Saturdays?

No, I don't.

What do you do on Saturdays?

I go to the zoo in the morning

I help my parents in the afternoon.



4 Read and answer.  



My name is Mai. Today is Monday. It is a schoolday. I go to school on Mondays, Tuesdays, Wednesdays, Thursdays and Fridays. I do not go to school at the weekend. I go swimming on Saturdays and visit my grandparents on Sundays.

1. What is her name?
2. What day is it today?
3. Does she go to school every day?
4. What does she do on Saturdays and Sundays?

5 Write about you. 

What class are you in? _____

What day is it today? _____

What do you do at the weekend? _____


6 Project 

Interview one of your classmates about what he/she does at the weekend (Saturdays and Sundays). Then report the results to the class.



Lesson 1

1 Look, listen and repeat.   



2 Point and say.  



Tell your class the date today. 


3 Listen and tick.  


1.  a  b  c


2.  a  b  c

3.  a  b  c

4 Look and write.  

1. It's  _____
 _____.

2. It's  _____
 _____.

3. It's  _____
 _____.

5 Let's sing. 


What's the date today?

What's the date today?
 Is it the first of October?
 What's the date today?
 Is it the first or is it the third?
 What's the date today?
 It isn't the first, it isn't the third.
 It's the second of October.



Lesson 2

1 Look, listen and repeat.   



2 Point and say.  

When's your birthday?

It's on the _____.

a January 1


b February 12

c March 16


d April 20

e May 31

f June 26

3 Let's talk. 

- What is the date today?
- When's your birthday?

4 Listen and number.  



a



b



c



d

5 Look and write.  

1. A: When's your birthday, Tony?

B: It's _____.


2. A: When's your birthday, Mai?

B: It's _____.

3. A: When's your birthday, Phong?

B: It's _____.



6 Let's chant. 

Months of the year

January, February, March.

Now it's time to start.

April, May and June.

Sing a happy tune.

July, August, September.

Let's play together.

October, November and December.

Remember, remember, remember!



Lesson 3

1 Listen and repeat.

th **fourth** It's the fourth of June.

ch **March** My birthday is on the fifth of March.

2 Listen and circle. Then write and say aloud.

1. My birthday is on the _____ of December.

- a. fourth b. fifth

2. His birthday is on the twenty-first of _____.

- a. March b. April

3. Her birthday is on the _____ of October.

- a. sixteenth b. seventeenth

4. My friend's birthday is on the thirtieth of _____.

- a. March b. May

3 Let's chant.

When's your birthday?

When's your birthday, Mai?

It's on the fifth of March.

When's your birthday, Mary?

It's on the fifth of March, too.



When's your birthday, Nam?

It's on the second of April.

When's your birthday, Peter?

It's on the sixth of May.

4 Read and tick.  

Dear penfriend,

My name's Peter. I'm from London, England. Today is Sunday, the sixth of May. It's my birthday. I'm happy. I have many birthday presents from my friends. What about you? When's your birthday?

Write to me soon,
Peter



1. Where is Peter from?



a



b

2. When is his birthday?



a



b

3. What does he have from his friends?



a



b

5 Write an invitation card. 



Please come to my birthday party.

To: _____

Date: _____

Time: _____

Address: _____

From: _____

6 Project 

Make a birthday card. Then tell the class about it.

Lesson 1



1 Look, listen and repeat.   



2 Point and say.  

What can you do?

I can _____.



Work in pairs. Tell your partners what you can do. 

3 Listen and tick.  

1.

a



b



c



2.

a



b



c



3.

a



b



c



4 Look and write.  



1. I can _____.

2. I can _____.



3. I can _____.

4. I can _____.

5 Let's play. 

Guessing game

It can swim,
but it can't walk.
What is it?





It's a fish!

Lesson 2

1 Look, listen and repeat.   



2 Point and say.  

Can you _____ ?




Yes, _____.


No, _____.




play table tennis





play volleyball





play the piano



play the guitar

3 Let's talk.  

- What can you do?
- Can you _____ ?

4 Listen and number.  



a




b



c



d

5 Look and write.  



1. Nam: Can you cycle?
Akiko: _____, _____.



2. Nam: Can you play the piano?
Hakim: _____, _____.



3. Nam: Can you play the guitar?
Tony: _____, _____.



4. Nam: Can you play chess?
Linda: _____, _____.

6 Let's sing. 



Can you swim?

Daddy, daddy,
Daddy, daddy,
Can you swim?
Yes, I can.
Yes, I can.
I can swim.

Mummy, mummy,
Mummy, mummy,
Can you dance?
Yes, I can.
Yes, I can.
I can dance.

Baby, baby,
Baby, baby,
Can you sing?
Yes, I can.
Yes, I can.
I can sing.

Lesson 3

1 Listen and repeat.  

s

sing

I can sing.

sw

swim

I can't swim.

2 Listen and number. Then say aloud.   

a. Can you sing?

c. Can you sit on the chair?

b. Can you swim?

d. Can you swing?

3 Let's chant. 

Can you sing?

Can you sing?

Yes, I can.

I can sing.

Can you swim?

No, I can't.

I can't swim.

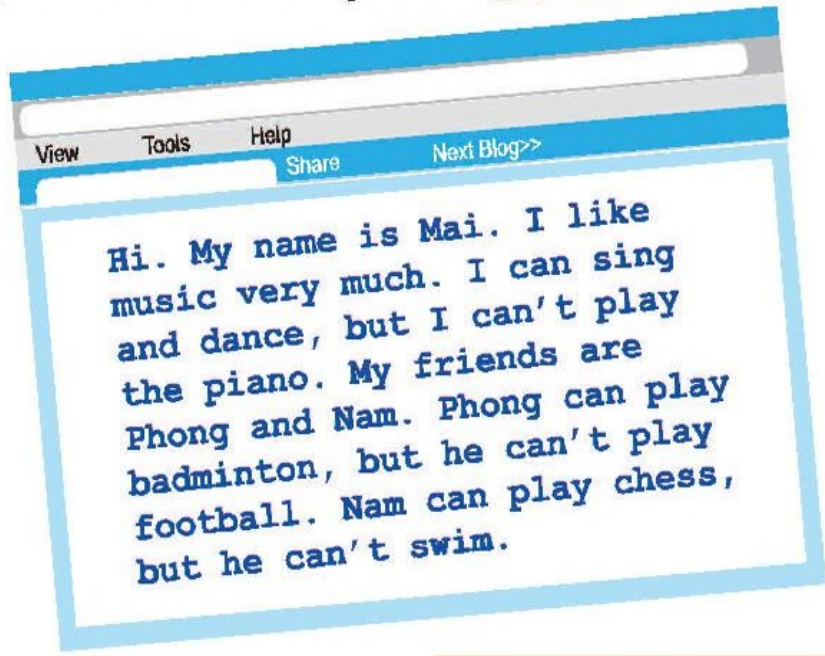
Can you swing?

No, I can't.

I can't swing.



4 Read and complete.  



View Tools Help
Share Next Blog>>

Hi. My name is Mai. I like music very much. I can sing and dance, but I can't play the piano. My friends are Phong and Nam. Phong can play badminton, but he can't play football. Nam can play chess, but he can't swim.

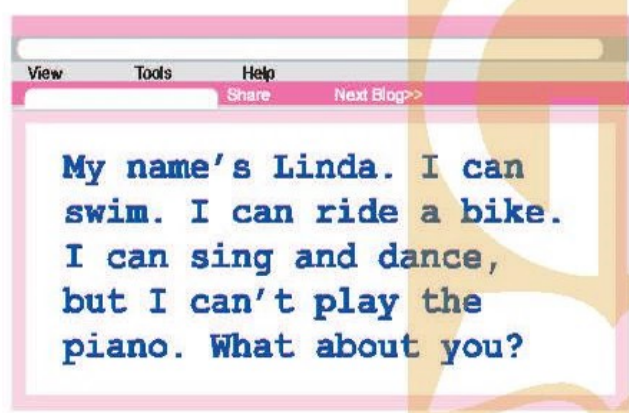
1.  

2.  

3.  

_____ *Mai* _____

5 Write about yourself. 



View Tools Help
Share Next Blog>>

My name's Linda. I can swim. I can ride a bike. I can sing and dance, but I can't play the piano. What about you?




View Tools Help
Share Next Blog>>





My name's _____

6 Project 

Interview three friends and complete the chart.



Can you swim, Hoa?
Can you play badminton?
No, I can't.
Yes, I can.

Name				



1 Listen and tick.

1.

a



b



c



2.

a



b



c



3.

a



b



c



4.

a



b



c



5.

a




b



c



2 Read and write. 


This is my new friend. Her name is Linda. She is nine years old. She is from England. She is a pupil at Ha Noi International School. She likes music very much. She can play the guitar and sing many Vietnamese songs. She goes to the Music Club on Wednesdays.

1. Where is Linda from?

2. How old is she?


3. What can she do?


4. What does she do on Wednesdays?

3 Read and match. 

1. What nationality are you?
2. When's your birthday?
3. What can you do?
4. What day is it today?
5. Goodbye, Mai.

- a. It's on the second of May.
- b. See you later, Nam.
- c. It's Tuesday.
- d. I'm American.
- e. I can swim.


4 Look and write. Then say. 

1 


Tom is from _____.

2 

His birthday is on _____.

3 

He can _____.

4 

He goes to the zoo on _____.


5 Write about you. 


Hi. My name is _____ . I am _____ years old.
 I am from _____ . I am a pupil at _____ .
 I can _____ . I cannot _____ .
 I _____ on Sundays.

Short story Cat and Mouse 1

1 Read and listen to the story. 🐱 🐭

Do you remember?



2 Complete the conversation. 

Miu: Hello.

Mary: Hello.

Miu: (1) _____ are you?

Mary: (2) _____ Mary. Is this Chit's house?

Miu: (3) _____.

Chit: Hello, Mary!

Mary: Hello, Chit!

Chit: (4) _____ are you?

Mary: I'm (5) _____.

3 Work in groups of three. Read the conversation. Then act it out with your own names. 

Chit: Miu, this is my cousin Mary.

Miu: Nice to meet you, Mary.

Mary: Nice to meet you too, Miu.

Miu: Where are you from, Mary?

Mary: I'm from America.

Miu: Really? Where in America?


Mary: New York.

Miu: Can you play the guitar?

Mary: Yes, I can. Can you play the guitar, too?

Miu: No, I can't.



4 Unscramble these words from the conversation. 

a. sheou house

b. ealyrl _____

c. icne _____

d. neridsf _____

e. ragitu _____

f. miracea _____

Lesson 1

1 Look, listen and repeat.   

a

This is my cousin Jack. He's in London.

Hello, Jack. Nice to meet you. I'm Phong.

Nice to meet you too, Phong.

b

Phong and I study in the same school.

What's the name of your school?

Nguyen Du Primary School.

c

Where's your school?

It's in Nguyen Du Street in Ha Noi.

d

What about you, Jack? What's the name of your school?

Oxford Primary School. It's in Oxford Street.

2 Point and say.  

Where's your school?

It's in _____.






Work in pairs. Ask and answer questions about your school. Ask its name and where it is. 

cousin = a child of your uncle/aunt

3 Listen and tick.  

1.  a <input type="checkbox"/>	 b <input type="checkbox"/>	 c <input type="checkbox"/>
2.  a <input type="checkbox"/>	 b <input type="checkbox"/>	 c <input type="checkbox"/>
3.  a <input type="checkbox"/>	 b <input type="checkbox"/>	 c <input type="checkbox"/>

4 Look and write.  

		
--	---	--

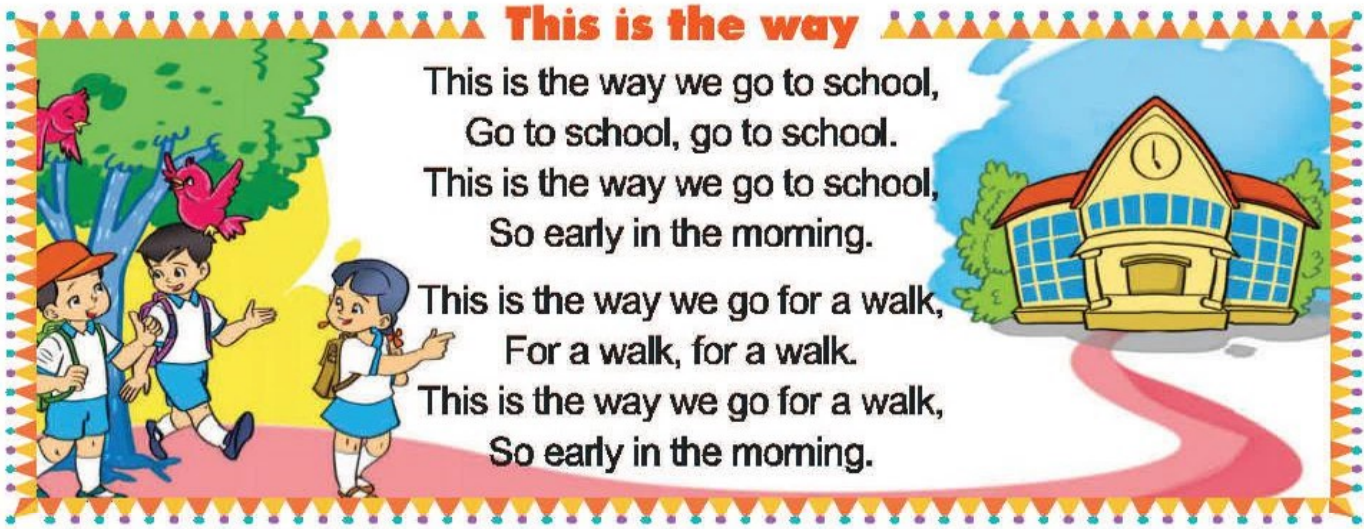
1. My school is in _____
 2. His school is _____
 3. Her school _____

5 Let's sing. 

This is the way

This is the way we go to school,
 Go to school, go to school.
 This is the way we go to school,
 So early in the morning.

This is the way we go for a walk,
 For a walk, for a walk.
 This is the way we go for a walk,
 So early in the morning.






Lesson 2

1 Look, listen and repeat.   




2 Point and say.  



3 Let's talk.  

- What's the name of your school?
- Where is it?
- What class are you in?

4 Listen and number.  



a



b

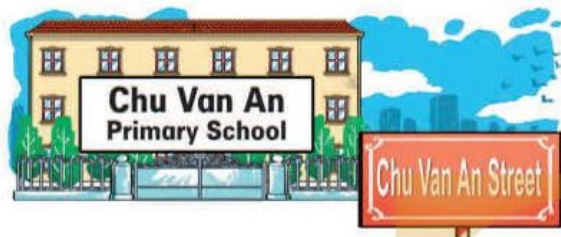


c



d

5 Look and write.  



1. A: Where's his school?
B: It's in _____.

2. A: Where's her school?
B: It's _____.




3. A: What class is she in?
B: She's in _____.



4. A: What class is he in?
B: He's _____.

6 Let's play. 

Pass the secret!



Lesson 3

1 Listen and repeat.

sch **school** This is our **school**.

sk **skipping** Mai likes **skipping**.

str **street** My school is in Nguyen Du **Street**.

2 Listen and circle. Then write and say aloud.

1. This is a _____. a. school b. street

2. The _____ is beautiful. a. school b. street

3. The _____ is long. a. street b. stream

4. I love my _____. a. school b. street

5. Linda likes _____. a. skating b. skipping

3 Let's chant.

School, school, school!

School, school, school!

This is the way

We go to school.

It's so much fun!

Street, street, street!

This is the way

We walk on the street.

It's so much fun!




4 Read and complete.  

Name: Le Mai
Nationality: Vietnamese
School: Nguyen Du Primary School
School address: Nguyen Du Street,
Hoan Kiem District, Ha Noi
Class: 4A



Hello. My name is (1) _____. I'm from
Ha Noi, Viet Nam. I'm (2) _____.
I study at (3) _____.
It's a big school in (4) _____.
I'm in Class (5) _____.

5 Write about your school. 

Write the name and address of your school and your class.

I study at _____

6 Project 

Make a card about your friend's school and class.

Friend's name: _____
School: _____
School address: _____


Class: _____

Lesson 1

1 Look, listen and repeat.   







2 Point and say.  




Work in pairs. Tell your partners what you like doing. 

3 Listen and tick.  



4 Look and write.  



5 Let's sing. 

I like doing things

I like reading comic books so much.
 Reading comic books is lots of fun.
 I like making models, too.
 Making models is very cool.
 I like collecting stamps so much.
 Collecting stamps is lots of fun.
 I like playing football, too.
 Playing football is very cool.






Lesson 2

1 Look, listen and repeat.   



2 Point and say.  



3 Let's talk.  

- What do you like doing?
- What's your hobby?

4 Listen and number.  




a





b



c



d

5 Look and write.  



1. Peter: What do you like doing?
Linda: I like _____.




2. Peter: What do you like doing?
Tom: I like _____.



3. Phong: What's your hobby?
Linda: I like _____.



4. Phong: What's your hobby?
Mai: I like _____.

6 Let's play. 

What's your hobby?

Collecting stamps

Reading comic books

Listening to music

Flying a kite

Drawing pictures

Riding a bike

Playing football

Playing the guitar

Playing the piano

Lesson 3

1 Listen and repeat.  

fl **flying** I like **flying** a kite.

pl **playing** He likes **playing** the piano.

2 Listen and circle. Then say aloud.   

1. I like _____.

- a. playing football
- b. flying a kite

2. He likes _____.

- a. playing the guitar
- b. playing the piano

3. She likes _____.

- a. sailing a boat
- b. playing with a yo-yo

4. We like _____.

- a. flying in a plane
- b. flying a kite

3 Let's chant. 



Flying a little kite

Flying, flying, flying a little kite
Playing, playing, playing a big drum
Sailing, sailing, sailing an old boat
Planting, planting, planting a new tree
What fun it will be!



4 Read and complete.  

Dear penfriend,

Hi! My name is Mai. I'm nine years old. I'm Vietnamese. I like collecting stamps. I have a lot of stamps. They are so beautiful. I don't like playing chess but I like taking photos. This is a photo of me. I really want a penfriend. Please write to me: mai@englishenglish.com.vn


Mai



1. Mai is _____ years old.
2. She likes _____ and _____.
3. She doesn't like _____.
4. She wants a _____.

5 Add your photo and write a reply email to Mai. 

Dear Mai,



6 Project 

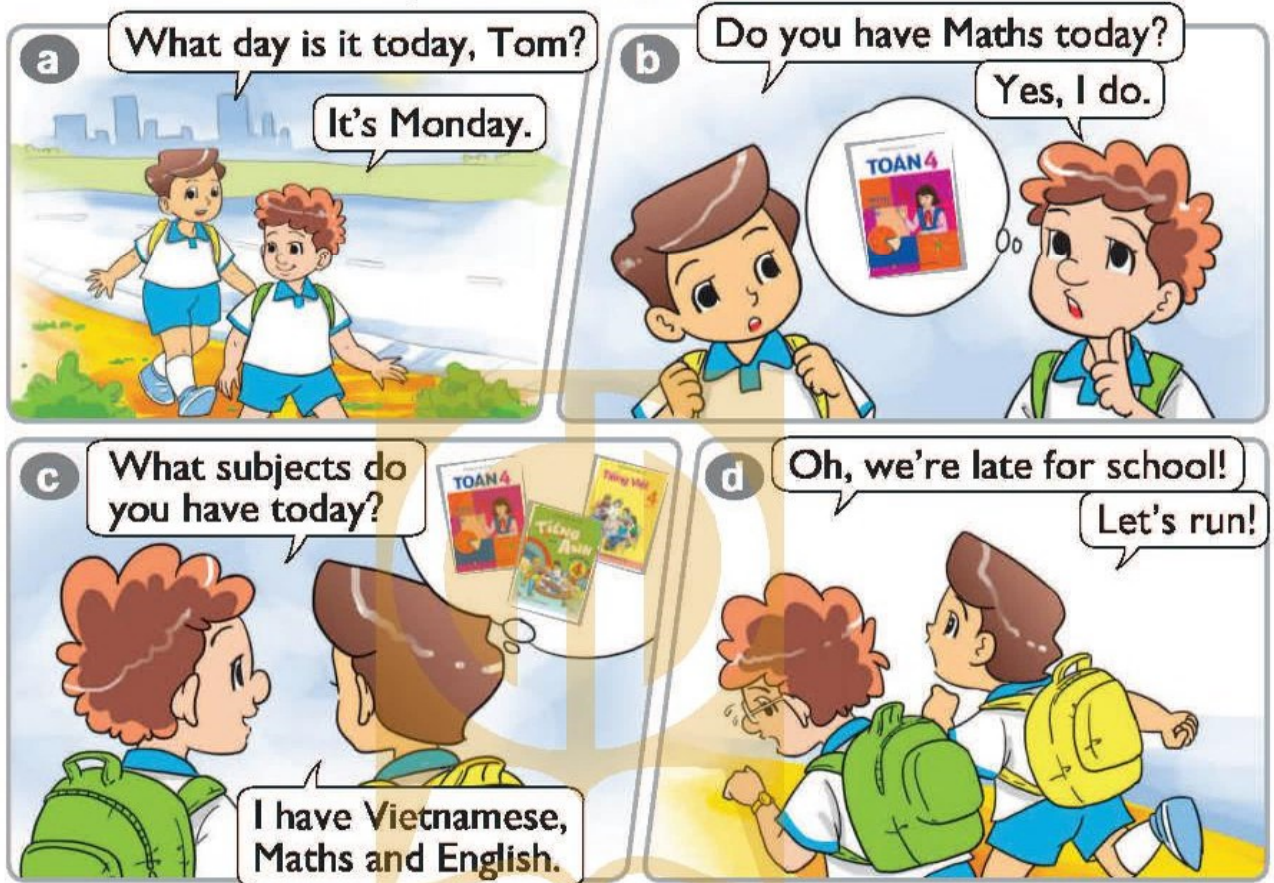
Collect things that you like (e.g., stickers, stamps, candy wrappers) and show them to your classmates.



What subjects do you have today?

Lesson 1

1 Look, listen and repeat.   



2 Point and say.  

What subjects do you have today?
I have _____.



Work in pairs. Ask your partners what subjects they have today.  

 IT = Information Technology

3 Listen and tick.  

1.  a  b  c

2.  a  b  c

3.  a  b  c

4 Look and write.  



1. Today is _____.
He has _____
_____.



2. Today is _____.
She _____
_____.



3. Today is _____.
They _____
_____.

5 Let's sing. 



What day is it today?

It's Monday. It's Monday.
What subjects do you have?
I have Maths and Art and English.
But we're late, we're late!
We're late for school. Let's run!
We're late. We're late.
We're late for school. Let's run!

Lesson 2


1 Look, listen and repeat.

a What are you doing, Nam?
I'm studying for my English lesson.

b When do you have English?
I have it on Mondays, Tuesdays, Thursdays and Fridays.

c What about you?
I have it on Mondays, Tuesdays, Wednesdays and Fridays.

d Who's your English teacher?
It's Miss Hien.



2 Point and say.



When do you have Science?
I have it on _____.



SCIENCE					
	Mon.	Tues.	Wed.	Thurs.	Fri.
Sam	✓			✓	
Fred		✓	✓		
Mimi	✓		✓		
Winnie		✓			✓

3 Let's talk.

- What subjects do you have today?
- When do you have _____?
- Who is your _____ teacher?

4 Listen and number.  

PE				
Mon.	Tues.	Wed.	Thurs.	Fri.
	✓		✓	

a

PE				
Mon.	Tues.	Wed.	Thurs.	Fri.
	✓			✓

b

PE				
Mon.	Tues.	Wed.	Thurs.	Fri.
✓		✓		

c

PE				
Mon.	Tues.	Wed.	Thurs.	Fri.
		✓	✓	

d

5 Look and write.  

Today is Tuesday.
 I have _____ today.
 Tomorrow is _____.
 I have English on _____ too.
 When do you have English?

6 Let's play. 

Write the names of the subjects.

Puzzle

 PE = Physical Education

Lesson 3

1 Listen and repeat.  


ct **subject** English is my favourite **subject**.

cts **subjects** What **subjects** do you have today?

2 Listen and tick. Then write and say aloud.    



	subject	subjects
1. What _____ do you have today?	<input type="checkbox"/>	<input type="checkbox"/>
2. What _____ do you like?	<input type="checkbox"/>	<input type="checkbox"/>
3. What _____ does she have on Fridays?	<input type="checkbox"/>	<input type="checkbox"/>
4. What _____ does she like?	<input type="checkbox"/>	<input type="checkbox"/>

3 Let's chant. 



**What subjects
do you have today?**

What subjects do you have today?
I have Maths, Music and Art.
How often do you have Maths?
I have it every day of the week.
What is your favourite subject?
English is my favourite subject.



4 Read and complete.  

My name is Nga. I go to school from Monday to Friday. I have Vietnamese and Maths every day. I have English on Mondays, Tuesdays, Thursdays and Fridays. On Wednesdays and Thursdays, I have Science. I have PE on Mondays and Wednesdays. I have Music on Tuesdays and Art on Fridays.

●●●●● TIMETABLE ●●●●●				
Monday	Tuesday	Wednesday	Thursday	Friday
(1) _____	Vietnamese	Vietnamese	Vietnamese	Vietnamese
Maths	(2) _____	Maths	Maths	Maths
English	English	(3) _____	English	English
PE	Music	PE	Science	(4) _____

5 Write about you and your school subjects. 

I am a pupil at _____ Primary School.
 I go to school from Monday to _____.
 At school, I have Vietnamese, Maths, _____

 I have English on _____
 My favourite subject is _____



6 Project 

Ask a friend in another school about his/her timetable and tick the table below. Then tell the class about it.

	Monday	Tuesday	Wednesday	Thursday	Friday
Vietnamese					
Maths					
English					
Science					
IT					
Music					
Art					
PE					

Lesson 1



1 Look, listen and repeat.   



2 Point and say.  

What's he/she doing?
He's/She's _____.



Work in pairs. Ask your partners what one of your classmates is doing in the classroom.  

3 Listen and tick.  

1.

a



b



c



2.

a



b



c



3.

a



b



c



4 Look and write.  



1. What's Nam doing?

_____.



2. What's Linda doing?

_____.



3. What's Phong doing?

_____.



4. What's Mai doing?

_____.

5 Let's play. 

What's she doing?

Charades

She's reading a book.



Lesson 2

1 Look, listen and repeat.   

What are the pupils doing in the classroom?

Well, at the red table, they're drawing pictures.

At the blue table, they're making a paper boat.

And at the yellow table, they're making a kite.

Are they having an Art lesson?

Yes, they are.

2 Point and say.  

What are they doing?

They're _____.

a  painting masks

b  making a puppet

c  playing badminton

d  making paper planes

3 Let's talk.  

- Where is he/she?
- What's he/she doing?
- Where are they?
- What are they doing?

4 Listen and number.  



a





b



c



d

5 Look and write.  



1. What are Nam and Tom doing?



2. What are Phong and Peter doing?



3. What are Mai and Linda doing?



4. What are Mai and Nam doing?

6 Let's sing. 

What are they doing?

What are they doing?

What are they doing?

They are painting a picture.

That's what they're doing.

What are they doing?

What are they doing?

They are making a puppet.

That's what they're doing.



Lesson 3

1 Listen and repeat.

sk

mask

He's making a mask.

xt

text

She's reading a text.

2 Listen and tick. Then write and say aloud.

1. She's looking at the _____.

a. mask

b. text

2. The _____ is long.

a. desk

b. text

3. She's drawing a _____.

a. desk

b. mask

4. They're painting a _____.

a. desk

b. mask



3 Let's chant.

What's he doing?

What's he doing?
He's reading a text.

What's she doing?
She's painting a mask.

What are they doing?
They're drawing a desk.




4 Read and tick.  


It is Friday today. We are having a break. We are doing exercise in the school playground. Phong is jumping. Linda and Mai are playing badminton. Nam and Tom are skipping. Quan and Peter are playing basketball. We are having a lot of fun here.



- | | | |
|---|--------------------------|--------------------------|
| | T | F |
| 1. We are doing exercise in the school gym. | <input type="checkbox"/> | <input type="checkbox"/> |
| 2. Phong is skipping. | <input type="checkbox"/> | <input type="checkbox"/> |
| 3. Linda and Peter are playing badminton. | <input type="checkbox"/> | <input type="checkbox"/> |
| 4. Nam and Tom are skipping. | <input type="checkbox"/> | <input type="checkbox"/> |
| 5. Quan and Peter are playing tennis. | <input type="checkbox"/> | <input type="checkbox"/> |



5 Write about the picture. 



It is Monday today. We are having an Art lesson.

The teacher is _____.

The girls are _____ and _____.

The boys are _____ and _____.

6 Project 

Add a photo of your family. Then tell the class what your family members are doing in the photo.



Lesson 1

1 Look, listen and repeat.   



a Where were you yesterday, Linda?
I was at home.



b What about you, Nam?
I was at the zoo.

c Where were you yesterday, Phong?
I was on the beach.

d What about you, Tom and Tony?
We were in the school library.

2 Point and say.  

Where were you yesterday?
I was _____.



Work in pairs. Ask your partners where they were yesterday. 

3 Listen and tick.  

1.		a <input type="checkbox"/>		b <input type="checkbox"/>		c <input type="checkbox"/>
2.		a <input type="checkbox"/>		b <input type="checkbox"/>		c <input type="checkbox"/>
3.		a <input type="checkbox"/>		b <input type="checkbox"/>		c <input type="checkbox"/>

4 Look and write.  

- A: Where was Tom yesterday?
B: He was _____.
- A: Where was Linda yesterday?
B: She was _____.
- A: Where were Phong and Nam yesterday?
B: They were _____.



5 Let's sing. 

Where were you yesterday?



Where were you yesterday?
Yesterday, yesterday?
Where were you yesterday?
I was at home.

What did you do yesterday?
Yesterday, yesterday?
What did you do yesterday?
We watched TV.



Lesson 2


1 Look, listen and repeat.   





2 Point and say.  


What did you do yesterday?



3 Let's talk. 

- Where were you yesterday?
- What did you do?

4 Listen and number.  



a



b



c

5 Look and write.  

1. Mai: Where was Tom yesterday afternoon?

Tony: He was _____.

Mai: What did he do?

Tony: He _____.



2. Phong: Where was Mai yesterday evening?

Akiko: She was _____.

Phong: What did she do?

Akiko: She _____.




3. Linda: Where were Phong and Nam yesterday?

Quan: They were _____.

Linda: What did they do?

Quan: They _____.



6 Let's play. 



Polmanism

watch/watched TV

paint/painted a picture

skip/skipped

listen/listened to music

play/played football



Lesson 3

1 Listen and repeat.

ed /d/

played

I play**ed** badminton yesterday morning.

ed /t/

watched

I watch**ed** TV yesterday evening.

ed /ɪd/

painted

Mai paint**ed** a big picture last weekend.

2 Listen and tick. Then say aloud.



1. I played badminton yesterday afternoon.

/d/ /t/ /ɪd/



2. We watched TV in the evening.



3. They painted many beautiful pictures.

3 Let's chant.

What did he do yesterday?

What did he do yesterday?

He played badminton.

What did she do yesterday?

She watched TV.

What did you do yesterday?

I painted pictures.



4 Read and complete.  



Hello everyone. It was Sunday yesterday and it was very cold. I was at home. In the morning, I watered the flowers in the garden. In the afternoon, I played chess with my father. After dinner, I watched TV. I was happy.

1. Linda _____ yesterday morning.
2. She _____ yesterday afternoon.
3. She _____ yesterday evening.

5 Write about you. 

Yesterday, I was _____
In the morning, I _____
In the afternoon, I _____
In the evening, I _____

6 Project 

Work in pairs. Ask your partners where they were and what they did last weekend. Then tell the class about it.



- Where? _____

- What? _____



1 Listen and tick.  

1.		a	<input type="checkbox"/>		b	<input type="checkbox"/>		c	<input type="checkbox"/>
2.		a	<input type="checkbox"/>		b	<input type="checkbox"/>		c	<input type="checkbox"/>
3.		a	<input type="checkbox"/>		b	<input type="checkbox"/>		c	<input type="checkbox"/>
4.		a	<input type="checkbox"/>		b	<input type="checkbox"/>		c	<input type="checkbox"/>

2 Read and circle.  

Hi. My name is Peter. I study at Oxford Primary School. It is in Oxford Street, London. I go to school from Monday to Friday. At school, I have English, Maths, Science, Music, Art, PE and IT. Music is my favourite subject.

It was Saturday yesterday. I was at home. In the morning, I played games with my friends on the Internet. In the afternoon, I played football. In the evening, I watched TV. I went to bed early.



- Peter studies at _____ School.

a. Oxford Primary	b. Oxford	c. London
-------------------	-----------	-----------
- His favourite subject is _____.

a. Maths	b. Music	c. Science
----------	----------	------------
- Yesterday morning, he _____ with his friends on the Internet.

a. played games	b. chatted	c. watched a video
-----------------	------------	--------------------
- Yesterday evening, he _____.

a. played football	b. listened to music	c. watched TV
--------------------	----------------------	---------------

3 Read and match.  

1. What do you like doing?

2. What subjects do you have today?

3. When do you have Music?

4. Where were you yesterday?

5. What did you do?


a. I have it on Mondays.

b. I was at home.

c. I watched TV and played badminton.

d. I like reading.

e. I have Vietnamese, Maths and English.

4 Look and write.  



1. A: Where is the school?

B: _____.



2. A: What subjects do you have today?

B: _____.



3. A: What are they doing?

B: He's _____.

She's _____.




4. A: Where were they yesterday?

B: _____.

A: What did they do?

B: _____.

5 Let's write. 



It's break time at school and the pupils are doing different things. A girl is (1) _____.



(2) _____ in the classroom. Some girls are



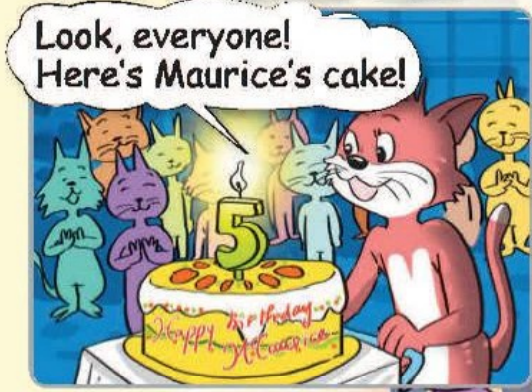

(3) _____ in the playground. Our teacher



is in her office. She is (4) _____.


Short story Cat and Mouse 2

1 Read and listen to the story. 🧐 🎧



Happy Birthday, Maurice!



2 Complete the conversation. 

Miu: What (1) _____ is it today?

Chit: It's (2) _____.

Miu: And what's the (3) _____?

Mary: It's the (4) _____ of October.

Miu: Oh! It's Maurice's (5) _____ today!

Chit: Is he (6) _____?


Miu: Yes, he is!



3 Work in pairs. Answer these questions. 

1. Whose birthday is it today?
2. What colour is Mary's guitar case?
3. What game are the cats playing?
4. How many cats are playing the game?
5. How old is Maurice today?



4 Write the correct answers to Activity 3. 

1. It's Chit's birthday today.

No it isn't. It's Maurice's birthday today _____.

2. Mary's guitar case is blue.

_____.

3. They're playing Bingo.

_____.

4. Three cats are playing the game.

_____.

5. He is seven.

_____.



GLOSSARY

address	<i>địa chỉ</i>	U6
afternoon	<i>buổi chiều</i>	U1
again	<i>lại, nữa</i>	U1
America	<i>nước Mĩ</i>	U2
American	<i>người Mĩ</i>	U2
April	<i>tháng Tư</i>	U4
Art	<i>môn Nghệ thuật</i>	U8
August	<i>tháng Tám</i>	U4
Australia	<i>nước Úc</i>	U2
Australian	<i>người Úc</i>	U2
badminton	<i>cầu lông</i>	U5
beach	<i>bãi biển</i>	U10
bike	<i>xe đạp</i>	U7
can	<i>có thể</i>	U5
chess	<i>cờ vua</i>	U7
class	<i>lớp</i>	U6
collect	<i>sưu tầm, thu lượm</i>	U7
comic book	<i>truyện tranh</i>	U7
cook	<i>nấu ăn</i>	U5
cool	<i>vui vẻ</i>	U7
dance	<i>múa, nhảy</i>	U5
date	<i>ngày trong tháng (ngày, tháng)</i>	U4
December	<i>tháng Mười Hai</i>	U4

dictation	<i>bài chính tả</i>	U9
dishes	<i>bát, đĩa</i>	U10
district	<i>quận, huyện</i>	U6
drum	<i>cái trống</i>	U7
England	<i>nước Anh</i>	U1
English	<i>người Anh</i>	U2
English	<i>môn tiếng Anh</i>	U3
evening	<i>buổi tối</i>	U1
every day	<i>hàng ngày</i>	U8
exercise	<i>bài tập</i>	U9
February	<i>tháng Hai</i>	U7
flower	<i>hoa</i>	U10
fly	<i>bay</i>	U7
Friday	<i>thứ Sáu</i>	U3
guitar	<i>đàn ghi ta</i>	U3
have (English)	<i>học (môn tiếng Anh)</i>	U3
hobby	<i>sở thích</i>	U7
home	<i>nhà, chỗ ở</i>	U10
hometown	<i>thị trấn, quê hương</i>	U1
homework	<i>bài tập về nhà</i>	U10
IT (Information Technology)	<i>Tin học (môn Công nghệ Thông tin)</i>	U8
January	<i>tháng Giêng</i>	U4
Japan	<i>nước Nhật</i>	U2

GLOSSARY

Japanese	<i>người Nhật</i>	U2
July	<i>tháng Bảy</i>	U4
June	<i>tháng Sáu</i>	U4
kite	<i>cái diều</i>	U7
later	<i>sau</i>	U1
library	<i>thư viện</i>	U10
listen	<i>nghe</i>	U9
make	<i>làm</i>	U9
Malaysia	<i>nước Ma-lay-sia</i>	U2
Malaysian	<i>người Ma-lay-sia</i>	U2
March	<i>tháng Ba</i>	U4
mask	<i>cái mặt nạ</i>	U9
Maths	<i>môn Toán</i>	U8
May	<i>tháng Năm</i>	U4
meet	<i>gặp</i>	U1
model	<i>mô hình</i>	U7
Monday	<i>thứ Hai</i>	U3
morning	<i>buổi sáng</i>	U1
Music	<i>môn Âm nhạc</i>	U8
night	<i>đêm</i>	U1
November	<i>tháng Mười Một</i>	U4
October	<i>tháng Mười</i>	U4
once	<i>một lần</i>	U8

paint	<i>tô màu</i>	U9
paper	<i>giấy</i>	U9
penfriend	<i>bạn (qua thư từ)</i>	U7
PE (Physical Education)	<i>Thể dục (môn Giáo dục thể chất)</i>	U8
photograph	<i>ảnh</i>	U7
piano	<i>đàn piano</i>	U5
plane	<i>máy bay</i>	U9
plant	<i>trồng</i>	U7
play	<i>chơi</i>	U5
puppet	<i>con rối</i>	U9
radio	<i>đài</i>	U10
read	<i>đọc</i>	U7
return	<i>trở về</i>	U10
ride	<i>đạp, cưỡi</i>	U7
road	<i>đường</i>	U6
sail	<i>đi tàu thủy/thuyền buồm</i>	U7
Saturday	<i>thứ Bảy</i>	U3
school	<i>trường</i>	U6
Science	<i>môn Khoa học</i>	U8
see	<i>gặp, nhìn thấy</i>	U1
September	<i>tháng Chín</i>	U4
skate	<i>trượt băng, pa tanh</i>	U5
skip	<i>nhảy (dây)</i>	U5

GLOSSARY

stamp	<i>tem</i>	U7
stream	<i>dòng suối</i>	U6
street	<i>phố, đường phố</i>	U6
study	<i>học</i>	U6
subject	<i>môn học</i>	U8
Sunday	<i>Chủ Nhật</i>	U3
swim	<i>bơi</i>	U5
swing	<i>đu</i>	U5
table tennis	<i>bóng bàn</i>	U5
take	<i>cầm, nắm, giữ</i>	U7
text	<i>bài đọc</i>	U9
Thursday	<i>thứ Năm</i>	U3
time	<i>lần</i>	U8
today	<i>hôm nay</i>	U3
tomorrow	<i>ngày mai</i>	U1
tree	<i>cây</i>	U7
Tuesday	<i>thứ Ba</i>	U3
TV	<i>ti vi</i>	U7
twice	<i>hai lần</i>	U8
video	<i>băng/phim video</i>	U9
Viet Nam	<i>nước Việt Nam</i>	U1
Vietnamese	<i>người Việt Nam</i>	U2
Vietnamese	<i>môn Tiếng Việt</i>	U8

village	<i>làng, xã</i>	U6
volleyball	<i>bóng chuyền</i>	U5
wash	<i>rửa, giặt</i>	U10
watch	<i>xem, theo dõi</i>	U9
water	<i>tươi</i>	U10
Wednesday	<i>thứ Tư</i>	U3
weekend	<i>cuối tuần</i>	U3
write	<i>viết</i>	U9
yesterday	<i>hôm qua</i>	U10
zoo	<i>bách thú</i>	U10

Ordinal Numbers

1st	first	11th	eleventh	21st	twenty-first
2nd	second	12th	twelfth	22nd	twenty-second
3rd	third	13th	thirteenth	23rd	twenty-third
4th	fourth	14th	fourteenth	24th	twenty-fourth
5th	fifth	15th	fifteenth	25th	twenty-fifth
6th	sixth	16th	sixteenth	26th	twenty-sixth
7th	seventh	17th	seventeenth	27th	twenty-seventh
8th	eighth	18th	eighteenth	28th	twenty-eighth
9th	ninth	19th	nineteenth	29th	twenty-ninth
10th	tenth	20th	twentieth	30th	thirtieth
				31st	thirty-first

Chịu trách nhiệm xuất bản :

Chủ tịch Hội đồng Thành viên MẠC VĂN THIÊN

Tổng Giám đốc kiêm Tổng biên tập GS. TS. VŨ VĂN HÙNG

Biên tập nội dung : LÊ THỊ HUỆ – TRẦN THU HÀ – KEN WILSON – MARY-JANE NEWTON – CAUVIS FUNG

Biên tập mỹ thuật : NGUYỄN BÍCH LA

Thiết kế sách : THÁI THANH VÂN

Trình bày bìa : NGUYỄN BÍCH LA

Minh họa : ĐẶNG HOÀNG VŨ - NGUYỄN THỊ NGỌC THUY - LÊ THẾ HẢI

Sửa bản in : LÊ THỊ HUỆ – TRẦN THU HÀ

Chế bản tại : CTCP MĨ THUẬT & TRUYỀN THÔNG

Sách được biên soạn, biên tập, thiết kế với sự cộng tác của Nhà xuất bản Macmillan (MPC).

© VIETNAM EDUCATION PUBLISHING HOUSE (VEPH) & MACMILLAN (MPC)

TIẾNG ANH 4 – SÁCH HỌC SINH – TẬP MỘT

Mã số : 1H410T5

Số đăng kí xuất bản : 01 - 2015/CXB/93 - 902/GD

In bản (QĐ), khổ 19 × 26.5 (cm)

In tại :

Địa chỉ :

In xong và nộp lưu chiểu tháng năm 2015.

