

HOÀNG VĂN VÂN (Tổng Chủ biên) – TRẦN HƯƠNG QUỲNH (Chủ biên)  
PHAN HÀ – ĐỖ THỊ NGỌC HIỀN – ĐÀO NGỌC LỘC  
NGUYỄN MINH TUẤN – NGUYỄN QUỐC TUẤN



# Tiếng Anh 5

SÁCH HỌC SINH

TẬP MỘT



NHÀ XUẤT BẢN GIÁO DỤC VIỆT NAM



**SÁCH GIÁO KHOA ĐƯỢC THẨM ĐỊNH BỞI HỘI ĐỒNG QUỐC GIA  
THẨM ĐỊNH SÁCH GIÁO KHOA LỚP 5**

(theo Quyết định số 1963/QĐ-BGDĐT ngày 05 tháng 7 năm 2023  
của Bộ trưởng Bộ Giáo dục và Đào tạo)



## HƯỚNG DẪN KÍCH HOẠT HỌC LIỆU SỐ

**1**

Truy cập: [hoclieu.vn/nhapma](http://hoclieu.vn/nhapma)  
hoặc quét mã QR để tải ứng dụng



**2**

Đăng nhập/ Đăng kí



**3**

Nhập mã kích hoạt 16 kí tự

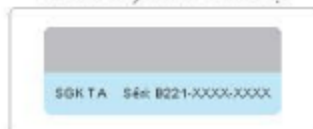
 -  -  - 

**4**

Chọn học liệu và nhấn kích hoạt



Cào để lấy mã kích hoạt



**Hãy bảo quản, giữ gìn sách giáo khoa để dành tặng  
các em học sinh lớp sau!**



HOÀNG VĂN VÂN (Tổng Chủ biên) – TRẦN HƯƠNG QUỲNH (Chủ biên)  
PHAN HÀ – ĐỖ THỊ NGỌC HIỀN – ĐÀO NGỌC LỘC  
NGUYỄN MINH TUẤN – NGUYỄN QUỐC TUẤN



# Tiếng Anh 5

SÁCH HỌC SINH TẬP MỘT



NHÀ XUẤT BẢN GIÁO DỤC VIỆT NAM



---

*Nhà xuất bản Giáo dục Việt Nam xin trân trọng cảm ơn các tác giả có tác phẩm, tư liệu được sử dụng, trích dẫn trong cuốn sách này.*

---

**Chịu trách nhiệm xuất bản:**

Tổng Giám đốc HOÀNG LÊ BÁCH

**Chịu trách nhiệm nội dung:**

Tổng biên tập PHẠM VĨNH THÁI

Biên tập nội dung: LÊ THỊ HUỆ – VŨ THỊ LAI – LÊ NGUYỄN HOÀI NGÂN  
NGUYỄN THỊ HỒNG HÀ – LÊ KHÁNH TÙNG

Biên tập mỹ thuật: NGUYỄN BÍCH LA

Thiết kế sách: TRẦN ANH MINH

Trình bày bìa: NGUYỄN VIỆT HÀ

Minh họa: NGUYỄN THỊ THANH VÂN – LÊ MẠNH CƯỜNG

NGUYỄN THỊ NGỌC THUY – NGUYỄN HỒNG QUÂN

Sửa bản in: TRẦN THU HÀ – TẠ THỊ HƯỜNG

Chế bản: CÔNG TY CỔ PHẦN MỸ THUẬT VÀ TRUYỀN THÔNG

Sách được biên soạn, biên tập, thiết kế với sự cộng tác của Nhà xuất bản Macmillan (MPC) và các biên tập viên Ken Wilson, Cauvis Fung và Ivy Wang.

---

© Vietnam Education Publishing House (VEPH) & Macmillan (MPC), 2023

---

Tất cả các phần của nội dung cuốn sách này đều không được sao chép, lưu trữ, chuyển thể dưới bất kì hình thức nào khi chưa có sự cho phép bằng văn bản của Nhà xuất bản Giáo dục Việt Nam và Nhà xuất bản Macmillan (MPC).

**TIẾNG ANH 5 – GLOBAL SUCCESS – SÁCH HỌC SINH, TẬP MỘT**

Mã số:

In ... bản, (QĐ ...) khổ 20 x 28 cm.

Đơn vị in: ...

Địa chỉ: ...

Số ĐKXB: .../CXBIPH/.../GD.

Số QĐXB: .../QĐ - GD - HN ngày ... tháng ... năm ...

In xong và nộp lưu chiểu tháng ... năm 20...

Mã số ISBN: Tập một: 978-604-0-...-...

Tập hai: 978-604-0-...-...



# LỜI NÓI ĐẦU

**Tiếng Anh 5 – Global Success – Sách học sinh, tập một** được Nhà xuất bản Giáo dục Việt Nam tổ chức biên soạn theo “Chương trình Giáo dục phổ thông: Chương trình môn Tiếng Anh” (từ lớp 3 đến lớp 12) ban hành theo Thông tư 32/2018/TT-BGDĐT ngày 26 tháng 12 năm 2018 của Bộ Giáo dục và Đào tạo, với sự hợp tác chặt chẽ về chuyên môn và kỹ thuật của Nhà xuất bản Macmillan (MPC). Sách được biên soạn theo đường hướng giao tiếp, giúp học sinh bước đầu hình thành và phát triển năng lực giao tiếp bằng tiếng Anh, thông qua bốn kỹ năng nghe, nói, đọc và viết, trong đó ưu tiên phát triển hai kỹ năng nghe và nói.

**Tiếng Anh 5 – Global Success – Sách học sinh, tập một** xoay quanh hai chủ điểm giao tiếp gắn gũi với học sinh: *Me and My Friends* và *Me and My School*. Mỗi chủ điểm được chia thành năm đơn vị bài học (Unit) tương ứng với năm chủ đề của chương trình. Sau năm đơn vị bài học là một bài ôn (Review) giúp học sinh ôn tập và củng cố các kỹ năng giao tiếp (nghe, nói, đọc, viết) và kiến thức ngôn ngữ cơ bản (ngữ âm, từ vựng, ngữ pháp). Trong phần Review có bổ sung thêm các hoạt động mở rộng (Extension activities) với các nội dung tích hợp liên môn, giúp học sinh mở rộng kiến thức về các lĩnh vực khoa học, văn hoá ... thông qua các hoạt động học bằng tiếng Anh.

**Tiếng Anh 5 – Global Success – Sách học sinh, tập một** được biên soạn dựa trên những cơ sở lý luận và thực tiễn của việc dạy và học tiếng Anh tiểu học ở Việt Nam, có tính đến tâm lý lứa tuổi và giao lưu quốc tế.

Các tác giả rất mong nhận được những ý kiến đóng góp của các nhà giáo, phụ huynh học sinh và đông đảo bạn đọc quan tâm để sách được hoàn thiện hơn.

*Các tác giả*


# Book map

ME AND MY FRIENDS			
Competences	Structures	Vocabulary	Stress
<b>Starter</b>		<b>Page 7</b>	
<ul style="list-style-type: none"> <li>• Welcoming your classmates back to school</li> <li>• Talking about last summer</li> <li>• Following classroom instructions</li> </ul>			
<b>Unit 1 All about me!</b>		<b>Page 10</b>	
<ul style="list-style-type: none"> <li>• Asking and answering questions about personal information</li> <li>• Asking and answering questions about someone's favourite things</li> </ul>	<ul style="list-style-type: none"> <li>• Can you tell me about yourself?</li> <li>- I'm in ...</li> <li>- I live in the ...</li> <li>• What's your favourite ...?</li> <li>- It's ...</li> </ul>	city, class, countryside dolphin, pink, sandwich, table tennis	'dolphin 'tennis
<b>Unit 2 Our homes</b>		<b>Page 16</b>	
<ul style="list-style-type: none"> <li>• Asking and answering questions about where someone lives</li> <li>• Asking and answering questions about someone's address</li> </ul>	<ul style="list-style-type: none"> <li>• Do you live in this / that ...?</li> <li>- Yes, I do. / No, I don't.</li> <li>• What's your address?</li> <li>- It's ...</li> </ul>	building, flat, house, tower numbers: 23, 38, 93, 116	fif'teen six'teen
<b>Unit 3 My foreign friends</b>		<b>Page 22</b>	
<ul style="list-style-type: none"> <li>• Asking and answering questions about someone's nationality</li> <li>• Asking and answering questions about someone's personality</li> </ul>	<ul style="list-style-type: none"> <li>• What nationality is he / she?</li> <li>- He's / She's ...</li> <li>• What's he / she like?</li> <li>- He's / She's ...</li> </ul>	American, Australian, Japanese, Malaysian active, clever, friendly, helpful	'active 'friendly
<b>Unit 4 Our free-time activities</b>		<b>Page 28</b>	
<ul style="list-style-type: none"> <li>• Asking and answering questions about what someone likes doing in their free time</li> <li>• Asking and answering questions about what someone does at the weekend</li> </ul>	<ul style="list-style-type: none"> <li>• What do you like doing in your free time?</li> <li>- I like ...</li> <li>• What do you do at the weekend?</li> <li>- I ...</li> </ul>	go for a walk, play the violin, surf the Internet, water the flowers always, often, sometimes, usually	'always 'sometimes
<b>Unit 5 My future job</b>		<b>Page 34</b>	
<ul style="list-style-type: none"> <li>• Asking and answering questions about what someone would like to be in the future</li> <li>• Asking for and giving reasons why someone would like to be something in the future</li> </ul>	<ul style="list-style-type: none"> <li>• What would you like to be in the future?</li> <li>- I'd like to be a ...</li> <li>• Why would you like to be a ...?</li> <li>- Because I'd like to ...</li> </ul>	firefighter, gardener, reporter, writer grow flowers, report the news, teach children, write stories	'teacher 'dentist
<b>Review 1</b>		<b>Page 40</b>	



<b>ME AND MY SCHOOL</b>			
<b>Competences</b>	<b>Structures</b>	<b>Vocabulary</b>	<b>Stress</b>
<b>Unit 6 Our school rooms</b>		<b>Page 44</b>	
<ul style="list-style-type: none"> <li>Asking and answering questions about the location of a room in a school</li> <li>Asking for and giving directions at school</li> </ul>	<ul style="list-style-type: none"> <li>Where's the ...? - It's on the ...</li> <li>Could you tell me the way to the computer room, please? - ...</li> </ul>	first floor, ground floor, second floor, third floor go along, go downstairs, go past, go upstairs	up'stairs down'stairs
<b>Unit 7 Our favourite school activities</b>		<b>Page 50</b>	
<ul style="list-style-type: none"> <li>Asking and answering questions about someone's favourite school activities</li> <li>Asking and answering questions about why someone likes a school activity</li> </ul>	<ul style="list-style-type: none"> <li>What school activity does he / she like? - He / She likes ...</li> <li>Why does he / she like ...? - Because he / she thinks it's ...</li> </ul>	do projects, play games, read books, solve maths problems difficult, easy, fun, good for group work, useful, interesting	'solving 'reading
<b>Unit 8 In our classroom</b>		<b>Page 56</b>	
<ul style="list-style-type: none"> <li>Asking and answering questions about the locations of school things</li> <li>Asking and answering questions about possession</li> </ul>	<ul style="list-style-type: none"> <li>Where are the ...? - They're ...</li> <li>Whose ... is this? - It's ...</li> </ul>	above, beside, in front of, under crayon, glue stick, pencil sharpener, set square	a'bove be'side
<b>Unit 9 Our outdoor activities</b>		<b>Page 62</b>	
<ul style="list-style-type: none"> <li>Asking and answering questions about where someone was in the past</li> <li>Asking and answering questions about activities someone did in the past</li> </ul>	<ul style="list-style-type: none"> <li>Were you at the ... yesterday? - Yes, we were. / No, we weren't.</li> <li>What did you do yesterday? - We ...</li> </ul>	aquarium, campsite, funfair, theatre dance around the campfire, listen to music, play chess, watch the fish	'cinema 'bakery
<b>Unit 10 Our school trip</b>		<b>Page 68</b>	
<ul style="list-style-type: none"> <li>Asking and answering questions about a school trip in the past</li> <li>Asking and answering questions about activities someone did on a school trip</li> </ul>	<ul style="list-style-type: none"> <li>Did they go to ...? - Yes, they did. / No, they didn't.</li> <li>What did they do there? - They ...</li> </ul>	Ba Na Hills, Bai Dinh Pagoda, Hoan Kiem Lake, Suoi Tien Theme Park plant trees, play games, visit the old buildings, walk around the lake	No'vember De'cember
<b>Review 2</b>		<b>Page 74</b>	
<b>Wordlist</b>		<b>Page 78</b>	

# CHARACTERS





# Starter

## A. BACK TO SCHOOL

### 1 Let's sing.

#### Back to school

Back to school.  
Happy to see my friends!  
Back to school.  
Learning and playing are really cool!



Back to school.  
Happy to see my teachers!  
Back to school.  
Learning and playing are really cool!

### 2 Let's play.

#### Birthday line-up

My birthday is in January.

My birthday is in February.



### 3 Write and share.



# B. LAST SUMMER

## 1 Let's play.

### Guessing game



## 2 Listen and match.

1. 	2. 	3. 	4. 
			

## 3 Let's talk.





## C. CLASSROOM INSTRUCTIONS

### 1 Let's chant.

Class, class, class!  
 Yes, yes, yes?  
 Do you want to play a game?  
 Yes, we do. Yes, we do.  
 Let's play a guessing game.

Class, class, class!  
 Yes, yes, yes?  
 Do you want to sing a song?  
 Yes, we do. Yes, we do.  
 Let's all sing together.



### 2 Listen and tick.



### 3 Let's play.

**Do as I say**

Stand on one foot.



# UNIT 1

# All about me!

## LESSON 1

### 1 Look, listen and repeat.



### 2 Listen, point and say.

Can you tell me about yourself?

I'm in \_\_\_\_\_.

I live in the \_\_\_\_\_.



### 3 Let's talk.

Can you tell me about yourself?


My name's \_\_\_\_\_.


I'm in \_\_\_\_\_.

I live in the \_\_\_\_\_.

My birthday is in \_\_\_\_\_.



 LÊ VĂN PHONG  
CLASS: 5D

 TRẦN MINH HÀ  
CLASS: 4C





4 Listen and tick.  



5 Read and complete. 



1. **A:** Can you tell me about yourself?  
**B:** Sure. My name's Ba. I live in the \_\_\_\_\_.

2. **A:** Can you tell me about yourself?  
**B:** Well, I'm Minh. I'm in \_\_\_\_\_.



3. **A:** Can you \_\_\_\_\_ me about yourself?  
**B:** Sure. I'm Phong. I live in the \_\_\_\_\_.

4. **A:** Can you tell me about \_\_\_\_\_?  
**B:** Well, I'm Andy. I live in the \_\_\_\_\_.

6 Let's sing. 

All about me!

I'm Lisa.  
I'm in Grade 3.  
I live in the countryside.  
Where do you live?

I'm Alan.  
I'm in Grade 5.  
I live in the city.  
Where do you live?




# LESSON 2

## 1 Look, listen and repeat.



## 2 Listen, point and say.



## 3 Let's talk.





4

Listen and match.



1.



2.



3.



a



b



c



5

Read and complete.



- A: Where were you yesterday?  
 B: I was at the zoo.  
 A: What's your favourite animal?  
 B: It's \_\_\_\_\_.  
 A: \_\_\_\_\_ do you like it?  
 B: Because it jumps and dances beautifully.



- A: My favourite food is \_\_\_\_\_.  
 Do you like pizza, too?  
 B: No, I \_\_\_\_\_.  
 A: What's your favourite food?  
 B: It's \_\_\_\_\_.  
 A: A sandwich?  
 B: Yes. I love sandwiches.



6

Let's play.

Find someone who ...



Find someone who likes dolphins.



What's your favourite animal?



It's a dolphin.



## LESSON 3

### 1 Listen and repeat.

'dolphin      I like 'dolphins.

'tennis      He plays 'tennis on Sundays.

### 2 Circle, listen and check.

- |               |            |            |
|---------------|------------|------------|
| 1. a. dolphin | b. giraffe | c. behind  |
| 2. a. Japan   | b. July    | c. England |
| 3. a. tennis  | b. hello   | c. goodbye |

### 3 Let's chant.

What's your favourite animal?

Do you like pandas?

No, I don't.

I don't like pandas.

I like dolphins.



What's your favourite sport?

Do you like tennis?

No, I don't.

I don't like tennis.

I like football.



## 4 Read and circle.

Hi, all. Let me tell you a little bit about myself. My name's Tom. I'm in Grade 5. I live in a big city. My favourite subject is maths. My favourite food is fish and chips. I'm a big fan of baseball. It's really fun.



Hello, everyone. Let me introduce myself. My full name's Le Mai Lan. You can call me Lan. I'm in Class 5C. I live in the countryside. I love pets. I have two kittens in my house. My favourite colour is pink. My favourite food is pho noodles with chicken. Yum!



- Tom lives in \_\_\_\_\_.
  - a big village
  - a big city
  - a big town
- He likes \_\_\_\_\_.
  - fish and rice
  - chicken and chips
  - fish and chips
- Lan is in \_\_\_\_\_.
  - Class 4C
  - Class 5C
  - Class 3C
- Her favourite colour is \_\_\_\_\_.
  - pink
  - green
  - blue

## 5 Let's write.

My name is \_\_\_\_\_. I live in the \_\_\_\_\_. I am in Class \_\_\_\_\_. My favourite sport is \_\_\_\_\_. My favourite food is \_\_\_\_\_. My favourite colour is \_\_\_\_\_. My favourite animal is \_\_\_\_\_.

What about you? What are your favourite things?

## 6 Project

### My favourite things

My favourite colour is red.





# Our homes

## LESSON 1

1 Look, listen and repeat. 

a Hello, Mai. Nice to see you again.



SUNSET BUILDING

Hi, Ben. Nice to see you, too.

b Do you live in this building?



Yes, I do. I live in that flat.

2 Listen, point and say. 

Do you live in this / that \_\_\_\_\_?

Yes, I do.

No, I don't.

a 

house / yes

b 

flat / no

c 

building / yes

d 

tower / no

3 Let's talk.

Do you live in \_\_\_\_\_?

Yes, / No, \_\_\_\_\_.



KING TOWER



4 Listen and number. 



5 Read and complete. 



1. A: Do you live in \_\_\_\_\_ house?  
B: Yes, I do.



2. A: Do you live in \_\_\_\_\_ tower?  
B: No, I don't. I live in Lotus Building.



3. A: Do you live in this \_\_\_\_\_?  
B: Yes, I do.



4. A: Do you live in that \_\_\_\_\_?  
B: No, I \_\_\_\_\_. I live in a house in the countryside.

6 Let's play.

Guessing game



# LESSON 2

## 1 Look, listen and repeat.

a

Do you live near the school?



Yes, I do. I live about one kilometre from here.

b

What's your address?



It's 45 Ba Trieu Street.

## 2 Listen, point and say.

a

HOA BINH STREET

116

116 Hoa Binh Street

b

DIEN BIEN STREET

38

38 Dien Bien Street

What's your address?

It's \_\_\_\_\_.

c

OXFORD STREET

93

93 Oxford Street

d

QUEEN STREET

23

23 Queen Street

## 3 Let's talk.

Do you live in \_\_\_\_\_?

Yes, / No, \_\_\_\_\_.

What's your address?





4 Listen and circle.  



5 Read and complete. 

1. **A:** What's your address?  
**B:** It's \_\_\_\_\_.  
**A:** Is it far \_\_\_\_\_ here?  
**B:** Yes, it is. It's about ten kilometres from here.



2. **A:** I live in \_\_\_\_\_ building over there.  
**B:** Oh, it's near the sports centre.  
**A:** \_\_\_\_\_ do you live?  
**B:** I live far from here, in District 5.  
**A:** \_\_\_\_\_ your address?  
**B:** It's \_\_\_\_\_.



6 Listen, complete and sing.  

**Homes**

- Do you live in that (1) \_\_\_\_\_?  
 No, I don't.  
 Do you live in this (2) \_\_\_\_\_?  
 Yes, I do.  
 What's your address?  
 It's (3) \_\_\_\_\_ Oxford Street.



## LESSON 3

### 1 Listen and repeat.

fifteen

I live at fifteen Ba Dinh Street.

sixteen

She lives at sixteen London Street.

### 2 Circle, listen and check.

1. a. thirteen

b. fourteen

c. thirty

2. a. nineteen

b. sixty

c. ninety

3. a. twenty

b. sixteen

c. eighteen

### 3 Let's chant.



Where do you live?  
I live at 15 Balloon Street.  
Where do you live?  
I live at 16 Cartoon Street.



What's your address?  
It's 18 Balloon Street.  
What's your address?  
It's 19 Cartoon Street.





#### 4 Read and tick True or False.

Dear Lan,

Thank you for your email. I live in Sydney. It's a great city. My two best friends live in Sydney, too. Ann lives in a flat in King Street. Nick lives in a house in Crown Street. Their homes aren't far from our school. And I live in a tower. My address is 33 Oxford Street.

What about you? Where do you live? Tell me about your home.

Best wishes,

David

1. David lives in London.
2. His best friends are Ann and Nick.
3. Ann doesn't live in a house.
4. Nick lives in a house in Queen Street.
5. David lives in a tower in Crown Street.

True	False

#### 5 Let's write.

1. Where do you live?

\_\_\_\_\_

2. What's your address?

\_\_\_\_\_

3. Where does your best friend live?

\_\_\_\_\_

4. What's his / her address?

\_\_\_\_\_

#### 6 Project

##### Home survey



Name	Home		Address	Distance from school	
	House	Flat		Near	Far
Minh	✓		25 Doc Lap Street, Can Tho		✓
Hoa					
Sinh					

# UNIT 3

# My foreign friends

## LESSON 1

### 1 Look, listen and repeat.



### 2 Listen, point and say.

What nationality is he / she?

He's / She's \_\_\_\_\_.



### 3 Let's talk.

What nationality is he / she?





4

Listen and tick.



1.



2.



5

Read and circle.



1. This is Sally. She's from Britain / America.

2. This is Afan. He's Malaysian / British.



3. A: What nationality / Where is Sakura?

B: She's Indian / Japanese.

4. A: What nationality is / was Tommy?

B: He's Australian / Chinese.

6

Let's sing.



### My friends

She's British.

She's from Britain.

It's a land of lakes and parks.

You can see the River Thames there.

He's Australian.

He's from Australia.

It's a land of sun and fun.

You can see kangaroos there.

# LESSON 2

## 1 Look, listen and repeat.

**a**

There's a new pupil in our class. Her name's Lily.

What nationality is she?

She's British.



**b**

What's she like?

She's friendly.




## 2 Listen, point and say.

What's he / she like?

He's / She's \_\_\_\_\_.

**a**

friendly



**b**

helpful



**c**

clever



**d**

active



## 3 Let's talk.

What's he / she doing?

What's he / she like?





4 Listen and number. 



5 Read and complete. 

1. **A:** I have a new friend at school.  
He's Malaysian.  
**B:** Really? I also have a friend from \_\_\_\_\_.  
Is he from Kuala Lumpur?  
**A:** Yes, he is.  
**B:** What's he like?  
**A:** He's \_\_\_\_\_. He likes helping others.




2. **A:** Do you have a new English teacher?  
**B:** Yes, I do.  
**A:** What nationality is she?  
**B:** She's \_\_\_\_\_.  
**A:** What's she \_\_\_\_\_?  
**B:** She's friendly.



6 Let's play.

The longest sentence



## LESSON 3

### 1 Listen and repeat.

'active

He's 'active.

'friendly

She's 'friendly.

### 2 Circle, listen and check.

1. a. friendly

b. fifteen

c. active

2. a. sixteen

b. eighteen

c. clever

3. a. helpful

b. about

c. nineteen

### 3 Let's chant.

Is she active?

Yes, she is.

Is she friendly?

Yes, she is.

She's active and friendly.



Is he helpful?

Yes, he is.

Is he clever?

Yes, he is.

He's helpful and clever.





#### 4 Read and complete.

I have a new friend. Her name is Emma. She is American. She is in Grade 5. She has long hair and big eyes.

She is a helpful girl. At school, she likes helping her classmates. At home, she cooks with her mother and washes the dishes.

She is very friendly, too. She likes making new friends, and she invites others to play. She has a lot of friends. Everyone loves Emma.



My friend

Her name	Emma	
Her nationality	(1) _____	
Her appearance (What does she look like?)	has (2) _____ hair and big eyes	
Her personality (What's she like?)	(3) _____	She likes helping her classmates.
	friendly	She likes making new (4) _____.

#### 5 Let's write.

My foreign friend's name	
His / Her age	
His / Her nationality	
His / Her appearance	
His / Her personality	

This is

my friend.

#### 6 Project

##### Countries and nationalities

I'm from Japan.  
I'm Japanese.

Country	Nationality
1. Japan	Japanese
...	...

# UNIT 4

# Our free-time activities

## LESSON 1

### 1 Look, listen and repeat.

a What are you doing, Nam?



b What do you like doing in your free time, Mary?



### 2 Listen, point and say.

What do you like doing in your free time?

I like \_\_\_\_\_.



play the violin



surf the Internet



go for a walk



water the flowers

### 3 Let's talk.

What do you like doing in your free time?





4 Listen and number. 



5 Read and complete. 



1. A: What do you like doing in your free time?

B: I like \_\_\_\_\_.



2. A: What does your brother like doing in his free time?

B: He likes \_\_\_\_\_.



3. A: Do you like playing \_\_\_\_\_?

B: Yes, I do. I like \_\_\_\_\_ it in my free time.



4. A: \_\_\_\_\_ do you like doing in your free time?

B: I like playing the \_\_\_\_\_.

6 Let's play.

Who has more correct answers?



# LESSON 2

## 1 Look, listen and repeat.

**a** What do you do at the weekend?



I usually listen to music.

How about you, Bill? What do you do at the weekend?

**b**



I often play table tennis.

## 2 Listen, point and say.

What do you do at the weekend?

I \_\_\_\_\_.

**a**



always / read stories

**b**



usually / water the flowers

**c**



often / ride my bike

**d**



sometimes / surf the Internet

**Adverbs of frequency**

always	
usually	
often	
sometimes	
rarely	
never	

## 3 Let's talk.

What do you like doing in your free time? \_\_\_\_\_

What do you do at the weekend? \_\_\_\_\_





**4 Listen and tick.**  



**5 Read and complete.** 

1. **A:** What do you like doing in your free time?  
**B:** I \_\_\_\_\_ films.  
**A:** What type of films \_\_\_\_\_ like watching?  
**B:** I like watching \_\_\_\_\_.



2. **A:** \_\_\_\_\_ do you do at the weekend?  
**B:** I usually water \_\_\_\_\_.  
**A:** \_\_\_\_\_ you always help your mother with the cooking at the weekend?  
**B:** No, I don't. Just sometimes.



**6 Listen, complete and sing.**  

**What do you like doing in your free time?**

What do you like doing in your free time?  
 I like playing the violin.  
 Do you like playing the (1) \_\_\_\_\_?  
 No, I don't. I never play the guitar.



What do you do at the (2) \_\_\_\_\_?  
 I ride my bike in the park.  
 Do you (3) \_\_\_\_\_ ride your bike in the park?  
 Yes, I do. Yes, I do.

## LESSON 3

### 1 Listen and repeat.

'always

I 'always listen to music.

'sometimes

She 'sometimes plays the violin.

### 2 Circle, listen and check.

1. a. always

b. sometimes

c. tonight

2. a. never

b. enjoy

c. sometimes

3. a. address

b. always

c. again

### 3 Let's chant.

Always, always, always.

I always listen to music on Saturdays.

What do you do on Sundays?

I always play volleyball on Sundays.



Sometimes, sometimes, sometimes.

I sometimes ride my bike on Saturdays.

What do you do on Sundays?

I sometimes go swimming on Sundays.



#### 4 Read and answer.

Laura likes listening to music in her free time. She always plays the violin at the weekend. She sometimes plays the piano to entertain her family. She likes playing sports and games, too. She usually plays volleyball on Saturdays and she often goes for a walk on Sundays. She loves going shopping and she helps her mother with the cooking on Sundays. Laura does not like roller skating. She rarely goes roller skating in her free time.

1. What does Laura always do at the weekend?
2. What does she usually play on Saturdays?
3. When does she often go for a walk?
4. Who does she help with the cooking on Sundays?

#### 5 Let's write.

Hi \_\_\_\_\_,  
My name is \_\_\_\_\_. I like \_\_\_\_\_ in my free time. I usually play \_\_\_\_\_ on Saturdays. I often \_\_\_\_\_ on Sundays. I sometimes help my mum with the \_\_\_\_\_ in my free time. What about you? What do you like doing in your free time?  
Best wishes,  
\_\_\_\_\_



#### 6 Project

##### My free-time activities

I like playing the violin. I usually play it in my free time.

Name: Le Ngoc Lan	
<b>Activities</b>	<b>Frequency</b>
play the violin	usually
take photos	often
water the flowers	sometimes




UNIT  
**5**

# My future job

## LESSON 1

1 Look, listen and repeat. 

**a** That's my father.



What's his job?

He's a doctor.

Cool!

**b** What would you like to be in the future?



I'd like to be a doctor, too.

2 Listen, point and say. 

What would you like to be in the future?

I'd like to be a \_\_\_\_\_.

**a**



firefighter

**b**



reporter

**c**



gardener

**d**



writer

3 Let's talk.

What would you like to be in the future?

### JOB FAIR





**4 Listen and number.** 



**5 Read and complete.** 



1. I like plants and flowers.  
I'd like to be a \_\_\_\_\_  
in the future.



2. I like reading stories. I'd like to be  
a \_\_\_\_\_ in the future.



3. A: What would you like  
\_\_\_\_\_ in the future?  
B: I'd like to be a \_\_\_\_\_.



4. A: What \_\_\_\_\_ to be in the future?  
B: I'd like to be a \_\_\_\_\_.

**6 Listen, complete and sing.** 

**What would you like to be in the future?**



What would you like to be?  
What would you like to be in the future?  
I'd like to be a (1) \_\_\_\_\_.  
I'd like to be a teacher.




What would you like to be?  
What would you like to be in the future?  
I'd like to be a (2) \_\_\_\_\_.  
I'd like to be a (3) \_\_\_\_\_.



# LESSON 2

## 1 Look, listen and repeat.

**a** What would you like to be in the future?



Cool! I'd like to be a doctor.

**b** Why would you like to be a doctor?



Because I'd like to help people.

## 2 Listen, point and say.

Why would you like to be a \_\_\_\_\_?

Because I'd like to \_\_\_\_\_.



teacher / teach children



reporter / report the news



gardener / grow flowers



writer / write stories

## 3 Let's talk.

What would you like to be in the future?

\_\_\_\_\_

Why would you like to be a \_\_\_\_\_?

\_\_\_\_\_





**4 Listen and tick.**  



**5 Read and complete.** 

1. **A:** What would you like to be in the future?  
**B:** I'd like to be a \_\_\_\_\_.  
**A:** Really? Why?  
**B:** \_\_\_\_\_ I like to talk to people.

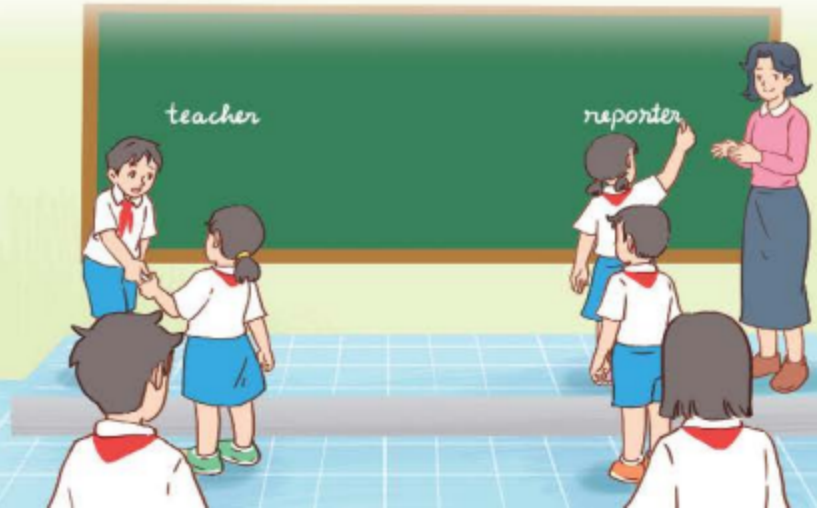


2. **A:** Look at the photo. I'd like to do this job in the future.  
**B:** Amazing! Why would you like to be a \_\_\_\_\_?  
**A:** Because \_\_\_\_\_ to plant trees and flowers.  
**B:** What an interesting job!



**6 Let's play.**

**Job bank**



## LESSON 3

### 1 Listen and repeat.

'teacher                      My mother's a 'teacher.

'dentist                      My father's a 'dentist.

### 2 Circle, listen and check.

- |               |           |            |
|---------------|-----------|------------|
| 1. a. teacher | b. artist | c. address |
| 2. a. dentist | b. arrive | c. because |
| 3. a. farmer  | b. prefer | c. enjoy   |

### 3 Let's chant.

Teacher, teacher, teacher.  
Would you like to be a teacher?  
Yes, I would. I'd like to be a teacher.  
I'd like to be a teacher in the future.



Dentist, dentist, dentist.  
Would you like to be a dentist?  
Yes, I would. I'd like to be a dentist.  
I'd like to be a dentist in the future.



#### 4 Read and circle.

Hi Hoa,

We did a survey about our future jobs last week. It was very interesting. I would like to be a firefighter. I want to help people. And I love to work in a team and take care of other people. Mary would like to be a gardener. She wants to plant trees and flowers. She would like to make beautiful gardens.

Tell me about your future job. What would you like to be?

Best wishes,

Peter

- Peter would like to be a \_\_\_\_ in the future.  
a. teacher                      b. firefighter                      c. gardener
- Peter wants to \_\_\_\_.  
a. teach children                      b. plant trees                      c. help people
- Mary would like to be a gardener because she wants to \_\_\_\_.  
a. plant flowers                      b. draw gardens                      c. help people

#### 5 Let's write.

Write about future jobs. (30 words)

- What would you like to be in the future? Why?
- What would your brother / sister like to be in the future? Why?

Hi Peter,

In the future, I would like to be a \_\_\_\_.

Bye!

#### 6 Project

##### Future jobs

Long would like to be a doctor.  
He'd like to help people.

Name	Future job	Reason
1. Long	doctor	help people
2. Linda	gardener	plant trees and flowers
3. ...	..	..

# Review 1

## 1 Listen and circle a, b or c.

- a. I have a dolphin.      b. It's a dolphin.      c. I can see a dolphin.
- a. Yes, I can.      b. Yes, I do.      c. Yes, I am.
- a. I'd like to write stories for children.  
b. I'm a writer.  
c. I'd like to be a writer.
- a. He's in the computer room.  
b. He likes playing football.  
c. He's active.
- a. I like watering flowers.  
b. I'm watering flowers.  
c. I like flowers.

## 2 Ask and answer.





### 3 Read and match.

1. Can you tell me about yourself?

a. No, I don't.

2. Do you live in this tower?

b. He's Malaysian.

3. Why would you like to be a reporter?

c. I like going for a walk.

4. What do you like doing in your free time?

d. I'm Andy. I'm in Grade 5.

5. What nationality is he?

e. Because I'd like to report the news.

### 4 Read and complete.

My name is Henry. I am Australian. I live in a small town. My address is 72 Greenwood Street. I think my town is fantastic. It is always clean and beautiful. The people are friendly and helpful. I am a pupil in Grade 5 at Superstar Primary School. My favourite subject at school is science. I have quite good marks in science lessons. In my free time, I like surfing the Internet and planting flowers. My dream is to become a doctor in the future.

#### ALL ABOUT ME

Name: Henry

Grade: (1) \_\_\_\_\_

Nationality: (2) \_\_\_\_\_

Address: (3) \_\_\_\_\_ Greenwood Street

Favourite subject: science

Free-time activities: (4) \_\_\_\_\_,  
planting flowers

Future job: (5) \_\_\_\_\_

### 5 Let's write.

Write about you. (30 words)


- Your name
- Your address
- Your free-time activities
- Your future job

My name is \_\_\_\_\_. My address is

\_\_\_\_\_  
\_\_\_\_\_  
\_\_\_\_\_.

# Extension activities


1 Look and read. Choose and write the correct words on the lines. 



theatre




reporter



school



firefighter



garden



doctor

1. I teach English. I have lots of pupils. Where do I work? school
2. I help sick people. I work in a hospital. What am I? \_\_\_\_\_
3. I act and tell stories to lots of people. Where do I work? \_\_\_\_\_
4. I report news stories. I work in an office, but I travel a lot. What am I? \_\_\_\_\_
5. I put out fires. I work in a fire station. What is my job? \_\_\_\_\_
6. I plant beautiful flowers and trees. Where do I work? \_\_\_\_\_



**2** Complete the table about jobs. 

Jobs	Working places	Job actions
teacher	school	teach children
actor	(1) _____	(2) _____
(3) _____	(4) _____	put out fires
(5) _____	garden	(6) _____
reporter	(7) _____	(8) _____
(9) _____	hospital	(10) _____

**3** Work in groups. Talk about what you want to be in the future. Say why you like this job.

I'd like to be a teacher because \_\_\_\_\_.

I want to be \_\_\_\_\_ because \_\_\_\_\_.



# UNIT 6

# Our school rooms

## LESSON 1

### 1 Look, listen and repeat.



### 2 Listen, point and say.

Where's the \_\_\_\_\_?

It's on the \_\_\_\_\_.

MUSIC ROOM

COMPUTER ROOM

LIBRARY

ART ROOM



third floor

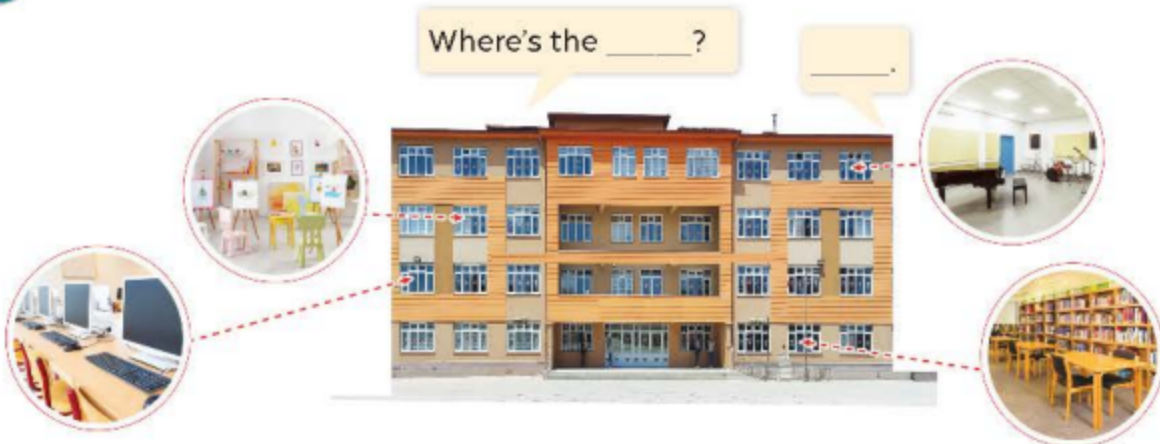
second floor

first floor

ground floor


### 3 Let's talk.

Where's the \_\_\_\_\_?





4 Listen and tick or cross. 



5 Read and complete. 



1. A: Where's the computer room?  
B: It's on the \_\_\_\_\_ floor.



2. A: Where's the art room?  
B: It's on the \_\_\_\_\_ floor.



3. A: \_\_\_\_\_ Class 5A?  
B: It's on the \_\_\_\_\_.



4. A: Where's the \_\_\_\_\_?  
B: It's on the \_\_\_\_\_.

6 Let's sing. 

Where are the rooms in our school?

Where's the music room?  
It's on the ground floor.  
Where's the library?  
It's on the first floor.

Where's the computer room?  
It's on the second floor.  
Where's the art room?  
It's on the third floor.



# LESSON 2

## 1 Look, listen and repeat.

**a** What are you looking for, Bill?

**COMPUTER ROOM**



I'm looking for the computer room.

**b** Could you tell me the way to the computer room, please?

Go upstairs. It's on the first floor.

Thank you, Mr Long.



## 2 Listen, point and say.

Could you tell me the way to the computer room, please?

\_\_\_\_\_

**a** **COMPUTER ROOM**



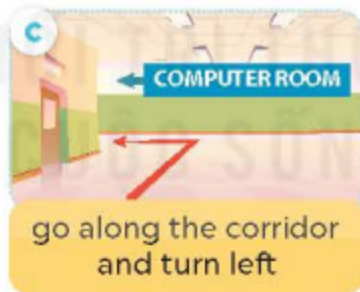
go upstairs

**b** **COMPUTER ROOM**




go downstairs

**c** **COMPUTER ROOM**



go along the corridor and turn left

**d** **COMPUTER ROOM**



go past the library and turn right

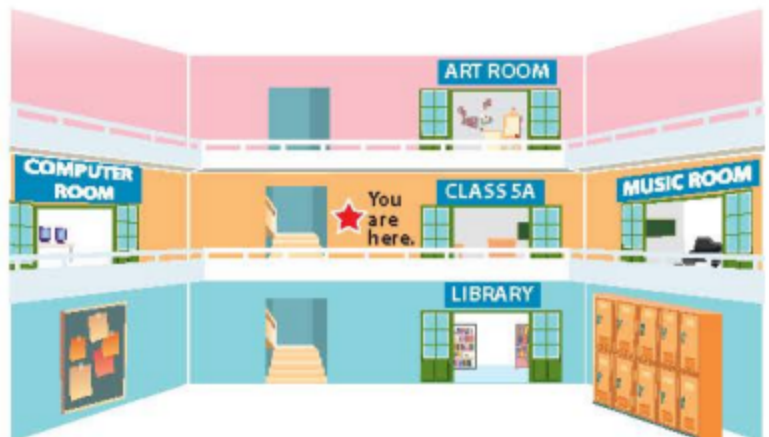
## 3 Let's talk.

Where's \_\_\_\_\_?

\_\_\_\_\_

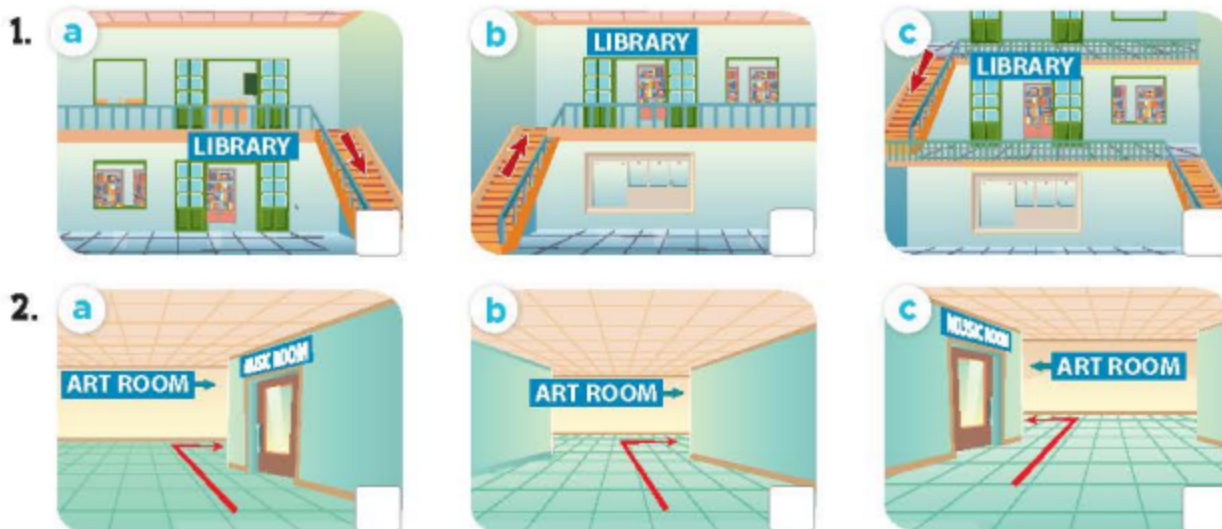
Could you tell me the way to \_\_\_\_\_, please?

\_\_\_\_\_





4 Listen and tick. 



5 Read and complete. 

1. A: Hello, Mr Long.  
 B: Hello, Lucy.  
 A: Could you tell me the \_\_\_\_\_ to the library, please?  
 B: Go \_\_\_\_\_ the music room and turn left.  
 A: Thanks a lot, Mr Long.



2. A: Excuse me.  
 B: Yes?  
 A: \_\_\_\_\_ you tell me the way to the art room, please?  
 B: Go \_\_\_\_\_ the corridor and turn \_\_\_\_\_.  
 A: Thank you.  
 B: You're welcome.



6 Let's play.

Memory game

Could you tell me the way to the library, please?

Go downstairs and turn left.



## LESSON 3

### 1 Listen and repeat.

upstairs

He's going upstairs.

downstairs

She's running downstairs.

### 2 Circle, listen and check.

1. a. upstairs

b. active

c. loudly

2. a. busy

b. sunny

c. downstairs

3. a. music

b. along

c. second

### 3 Let's chant.

Upstairs, upstairs.  
We're going upstairs  
To the library.  
We can read books there.  
Upstairs, upstairs.

**LIBRARY**

**ART ROOM**

Downstairs, downstairs.  
We're going downstairs  
To the art room.  
We can draw pictures there.  
Downstairs, downstairs.



#### 4 Read and tick True or False.

Our school is in the centre of New York City. It is big and beautiful. Our school has a computer room and a library. The computer room is on the second floor. You go upstairs, and it is on the left. The library is on the second floor, too. You go past the computer room, and it is on the right. The library is my favourite room. I often read books there at break time.

1. The school has a computer room.
2. The computer room is on the left.
3. There is a library on the third floor.
4. You go past the computer room, and you can see the library on the right.


True	False

#### 5 Let's write.

School rooms	Where?	How to get there from your classroom?
art room	first floor	go upstairs

#### 6 Project

##### My favourite school



# UNIT 7

# Our favourite school activities

## LESSON 1

### 1 Look, listen and repeat.

**a** Hi, Mai. What are you doing?



Hello, Ben. I'm helping my brother solve a maths problem. He's not good at maths.

**b** What school activity does he like?



He likes reading books.

### 2 Listen, point and say.

What school activity does he / she like?



do projects



read books

He / She likes \_\_\_\_\_.



play games



solve maths problems

### 3 Let's talk.

What school activity does he / she like?





4 Listen and number. 



5 Read and complete. 



1. A: What school activity does your sister like?  
B: She likes \_\_\_\_\_.



2. A: Does your brother like reading?  
B: No, he doesn't. He likes \_\_\_\_\_.  
It's his favourite school activity.



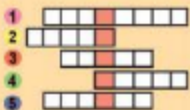
3. A: What's he doing?  
B: He's \_\_\_\_\_. It's his favourite school activity.



4. A: Does your sister like dancing?  
B: No, she doesn't. She likes \_\_\_\_\_.  
It's her favourite school activity.

6 Listen, complete and sing. 

**What school activities does she like?**



What school activities does she like?  
She likes (1) \_\_\_\_\_.  
She likes playing the violin.  
She likes reading stories.

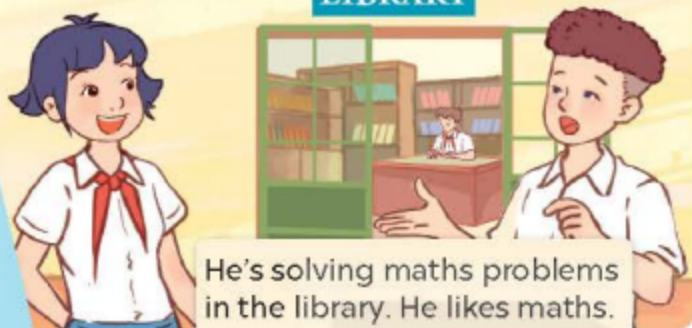
What school activities does (2) \_\_\_\_\_ like?  
He likes playing football.  
He likes playing the guitar.  
He likes (3) \_\_\_\_\_.



# LESSON 2

## 1 Look, listen and repeat.

a Hi, Tom. I can't see Minh. What's he doing?



He's solving maths problems in the library. He likes maths.

b Why does he like solving maths problems?



Because he thinks it's useful.

## 2 Listen, point and say.

Why does he / she like \_\_\_\_\_ ?



play games / fun



do projects / good for group work

Because he / she thinks it's \_\_\_\_\_.



read books / interesting



solve maths problems / useful

## 3 Let's talk.

What school activity does he / she like? \_\_\_\_\_.

Why does he / she like \_\_\_\_\_ ? \_\_\_\_\_.





**4 Listen and tick.**  



**5 Read and complete.** 

1. **A:** What school activity does your sister like?  
**B:** She likes \_\_\_\_\_.  
**A:** Why does she like it?  
**B:** Because she thinks it's interesting.



2. **A:** What school activities doesn't your brother like?  
**B:** He doesn't like \_\_\_\_\_ or reading books.  
**A:** Why doesn't he like them?  
**B:** Because \_\_\_\_\_ they aren't interesting.

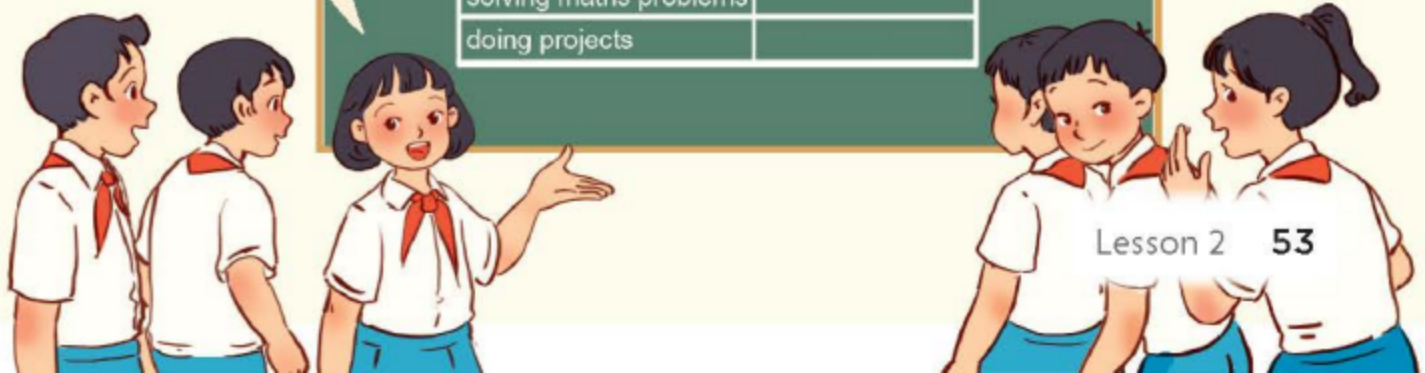


**6 Let's play.**

**Making sentences**

My sister likes reading books because she thinks it's interesting.

School activity	Reason
reading books	interesting
playing games	
solving maths problems	
doing projects	



## LESSON 3

### 1 Listen and repeat.

'solving

He likes 'solving maths problems.

'reading

Her favourite school activity is 'reading books.

### 2 Circle, listen and check.

1. a. solving

b. downstairs

c. because

2. a. goodbye

b. swimming

c. enjoy

3. a. before

b. guitar

c. writing

### 3 Let's chant.

#### What school activities does she like?

What school activities does she like?

She likes reading and dancing.

Does she like drawing and painting?

No, she doesn't. She likes reading and dancing.

What school activities does he like?

He likes reading and singing.

Does he like drawing and swimming?

No, he doesn't. He likes reading and singing.





#### 4 Read and circle.

Linh, Minh, Lucy and Bill are close friends. They study in the same school. They have different favourite activities. Linh likes singing because she wants to be a singer in the future. Minh likes studying maths because he wants to be a scientist. Lucy likes playing chess because she wants to be a world chess champion. And Bill loves playing football because he wants to be a famous footballer.

- \_\_\_\_\_ likes singing.
  - Minh
  - Lucy
  - Linh
- Minh wants to be a \_\_\_\_\_.
  - teacher
  - scientist
  - singer
- Lucy's favourite activity is \_\_\_\_\_.
  - playing chess
  - doing projects
  - singing songs
- Bill wants to be a famous \_\_\_\_\_ player.
  - baseball
  - volleyball
  - football

#### 5 Let's write.

- What's the favourite school activity of your brother / sister / friend?
- Why does he / she like it?
- What school activity doesn't he / she like?
- Why doesn't he / she like it?

#### Favourite school activities

\_\_\_\_\_ 's favourite school activity is \_\_\_\_\_. He / She likes \_\_\_\_\_ because he / she thinks \_\_\_\_\_. He / She doesn't like \_\_\_\_\_ because he / she thinks it's \_\_\_\_\_.

#### 6 Project

#### Our favourite school activities survey

Lan likes reading stories because she thinks it's interesting.

Name	Favourite school activity	Reason
Lan	reading stories	interesting
...		
...		

# UNIT 8

# In our classroom

## LESSON 1

### 1 Look, listen and repeat.

a Class, what are these?



b Where are the maps?



### 2 Listen, point and say.

Where are the \_\_\_\_\_?

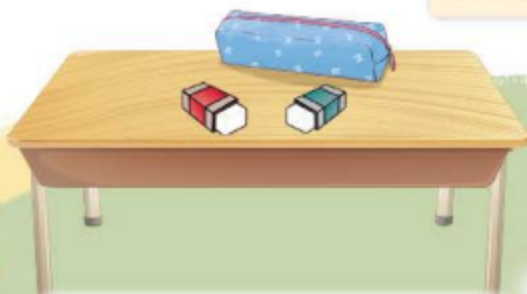


They're \_\_\_\_\_.




### 3 Let's talk.

Where are the \_\_\_\_\_?





4 Listen and tick or cross.  



5 Read and complete. 

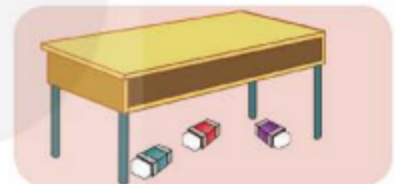
1. A: Where are the pens?  
B: They're \_\_\_\_\_ the notebooks.



2. A: Where \_\_\_\_\_ the pencil sharpeners?  
B: They're in front of \_\_\_\_\_.



3. A: Are the \_\_\_\_\_ on the desk?  
B: No, they aren't.  
A: Where are they?  
B: They're \_\_\_\_\_ the desk.



4. A: \_\_\_\_\_ are the pictures?  
B: They're \_\_\_\_\_ the bookcase.  
A: Thank you.



6 Let's sing. 

Where are they?

Pictures, pictures, pictures.  
Where are the pictures?  
Beside the board.  
Beside the board.  
They're beside the board.



Rulers, rulers, rulers.  
Where are the rulers?  
Under the chair.  
Under the chair.  
They're under the chair.

# LESSON 2

## 1 Look, listen and repeat.




## 2 Listen, point and say.

Whose \_\_\_\_\_ is this?


It's \_\_\_\_\_.

**a**




glue stick / Mary's

**b**




crayon / Bill's

**c**



set square / Nam's

**d**



pencil sharpener / Mai's

## 3 Let's talk.





4 Listen and tick. 



5 Read and complete. 

1. A: Excuse me, whose school bag is this?  
 B: \_\_\_\_\_ Phuong Nga's.  
 A: And where's my school bag?  
 B: Look! It's there, \_\_\_\_\_ the desk.  
 A: Thank you.



2. A: Is this your glue stick?  
 B: No, it isn't.  
 A: \_\_\_\_\_ glue stick is this?  
 B: It's Tom's.  
 A: \_\_\_\_\_ my glue stick?  
 B: It's there, beside the \_\_\_\_\_.



6 Let's play.

Whose pen is this?



## LESSON 3

### 1 Listen and repeat.

above

The picture is above the window.

beside

The map is beside the board.

### 2 Circle, listen and check.

1. a. above

b. under

c. beside

2. a. over

b. above

c. under

3. a. behind

b. over

c. above

### 3 Let's chant.

Where is the photo?

It's above the table.

Where is the glue stick?

It's beside the notebook.



Where are the pictures?

They're above the table.

Where are the crayons?

They're beside the pencil case.



#### 4 Read and answer.

Trang, Hung and Lan are in Class 5A. They're very tidy! Trang's set square is on her desk, beside her pencil case. Hung's pencils are on his desk, in front of his pencil sharpener. Lan's school bag is under her desk.

Trang has a new storybook. It's in her school bag. Hung's storybook is beside his notebook. Lan's storybook is in the desk. They want to read together after the lesson. They love stories, especially the fairy tales for children.

1. Whose set square is on her desk?
2. Where are Hung's pencils?
3. Whose storybook is in her school bag?
4. Where is Lan's storybook?

#### 5 Look and write.

1. I have some new \_\_\_\_\_.
2. The crayons are \_\_\_\_\_ the notebooks.
3. Lan Anh has a new \_\_\_\_\_.
4. Lan Anh's \_\_\_\_\_ is \_\_\_\_\_.



#### 6 Project

##### My friend's study corner

This is Lan's notebook.  
It's beside the set square.



# UNIT 9

# Our outdoor activities

## LESSON 1

### 1 Look, listen and repeat.

**a** Hi, Mai. I didn't see you at the campsite yesterday. Where were you?



I was at home. My cousins came to visit.

**b** Were all your family at home?



Yes, we were. We listened to music and cooked lunch together.

### 2 Listen, point and say.

Were you at the \_\_\_\_\_ yesterday?



theatre / yes



aquarium / yes

Yes, we were.

No, we weren't.



campsite / no



funfair / no

### 3 Let's talk.

Were you at the \_\_\_\_\_ yesterday?

\_\_\_\_\_.





4 Listen and tick or cross.  



5 Read and complete. 

1. A: Were you and Linh at the \_\_\_\_\_ last weekend?

B: Yes, \_\_\_\_\_.



2. A: Were you at the cinema last Saturday?

B: No, \_\_\_\_\_. We were at the \_\_\_\_\_.



3. A: Where were you and Ben last Sunday?

B: \_\_\_\_\_ at the sports centre.



4. A: Where were you and Mary yesterday?

B: \_\_\_\_\_.



6 Let's play.

Memory game



# LESSON 2

## 1 Look, listen and repeat.

**a** I didn't see you and Minh last Saturday. Where were you?



We were at the sports centre.


**b** What did you do there?



We played badminton.

## 2 Listen, point and say.

What did you do yesterday?



listen to music



watch the fish

We \_\_\_\_\_.



dance around the campfire



play chess

## 3 Let's talk.

Where were you yesterday? \_\_\_\_\_

What did you do there? \_\_\_\_\_





**4 Listen and circle.**  

1. Where were you last Sunday? - We were at the \_\_\_\_\_.
  - a. campsite
  - b. funfair
2. What did you do in the morning? - We \_\_\_\_\_ around the lake.
  - a. cycled
  - b. walked
3. What did you do in the afternoon? - We visited the \_\_\_\_\_.
  - a. farm
  - b. zoo
4. What did you do in the evening? - I \_\_\_\_\_.
  - a. played the guitar
  - b. danced around the campfire

**5 Read and complete.** 

1. **A:** Where were you last weekend?

**B:** I was at the \_\_\_\_\_.

**A:** What did you do there?

**B:** I \_\_\_\_\_.



2. **A:** Were you and Mai at the theatre yesterday?

**B:** Yes, \_\_\_\_\_.

**A:** What did you \_\_\_\_\_ there?

**B:** We \_\_\_\_\_.



**6 Let's sing.** 

**What did you do?**

Where were you yesterday?

I was at the campsite.

What did you do there?

I played the guitar.

I played the guitar at the campsite.



Where were you yesterday?

We were at the farm.

What did you do there?

We planted trees.

We planted trees at the farm.



## LESSON 3

### 1 Listen and repeat.

'cinema

I was at the 'cinema yesterday.

'bakery

We were at the 'bakery yesterday.

### 2 Circle, listen and check.

1. a. bakery

b. tomorrow

c. pagoda

2. a. cinema

b. October

c. tomorrow

3. a. bakery

b. stadium

c. afternoon

### 3 Let's chant.

Yesterday, I was at the cinema.

I wanted to watch a film.

The film was interesting.

I liked the film.



Yesterday, we were at the bakery.

We wanted to buy some cakes.

The cakes were delicious.

We loved the cakes.





#### 4 Read and complete.

Last Saturday, my classmates and I went to Hyde Park, a big park in London. We had a lot of fun there. In the morning, we jogged around the lake. We had a party at noon. Toby played the guitar, Frank sang and our classmates danced. In the afternoon, we looked at flowers in the Rose Garden. Then Julia played badminton with Laura, and David and the boys learned how to ride horses at Hyde Park Stables. In the evening, we had a party in a small restaurant near the park. We had such a wonderful day!



#### 5 Let's write.

Write about your outdoor activities. (30 words)



Last summer, we were at the \_\_\_\_\_.  
 In the morning, we \_\_\_\_\_. At noon,  
 \_\_\_\_\_. In the afternoon, \_\_\_\_\_.  
 We were all happy.

#### 6 Project

#### Our outdoor activities



Name	Where were you ...?	What did you do there?
Linh and I	campsite	- walked around the lake - danced around the campfire
...	...	...


Last summer, Linh and I were at the campsite. We walked \_\_\_\_\_.

# UNIT 10

# Our school trip

## LESSON 1

### 1 Look, listen and repeat.



### 2 Listen, point and say.

Did they go to \_\_\_\_\_?

Yes, they did.

No, they didn't.



### 3 Let's talk.

Did they go to \_\_\_\_\_?

\_\_\_\_\_





4 Listen and tick or cross. 



5 Read and circle. 

1. **A:** Did they go to Ba Na Hills last weekend?  
**B:** Yes, they did. / No, they didn't. It was beautiful!



2. **A:** Did your class go to Ho Tay Water Park?  
**B:** No, we don't / didn't. We went to Hoan Kiem Lake / Thu Le Zoo.



3. **A:** Did they go to Hyde Park on the school trip last summer?  
**B:** Yes, they did / do. It was great!



4. **A:** Did / Do they go to the Opera House on the school trip last year?  
**B:** No, they didn't. They went to Bai Dinh Pagoda / Ba Na Hills.



6 Listen, complete and sing. 

**Did they go to Suoi Tien Theme Park?**

Did they go to Suoi Tien Theme Park?  
 Yes, they did. Yes, they did.

Did they (1) \_\_\_\_\_ a film there?  
 No, they didn't. No, they didn't.

Did they swim in the (2) \_\_\_\_\_?  
 Yes, they did. Yes, they did.

Did they play (3) \_\_\_\_\_ there?  
 No, they didn't. No, they didn't.






# LESSON 2

## 1 Look, listen and repeat.

**a** Where did Mary and Bill go on the school trip last weekend?



They went to Ba Na Hills.


**b** What did they do there?



They visited the old buildings.

## 2 Listen, point and say.

What did they do there?



visit the old buildings



plant trees

They \_\_\_\_\_.



play games



walk around the lake

## 3 Let's talk.

Where did they go last weekend? \_\_\_\_\_

What did they do there? \_\_\_\_\_





4 Listen and tick.  



5 Read and complete. 

1. **A:** Did they \_\_\_\_\_ to Ba Na Hills last September?  
**B:** Yes, \_\_\_\_\_.  
**A:** What did they do there?  
**B:** They \_\_\_\_\_ the old \_\_\_\_\_.

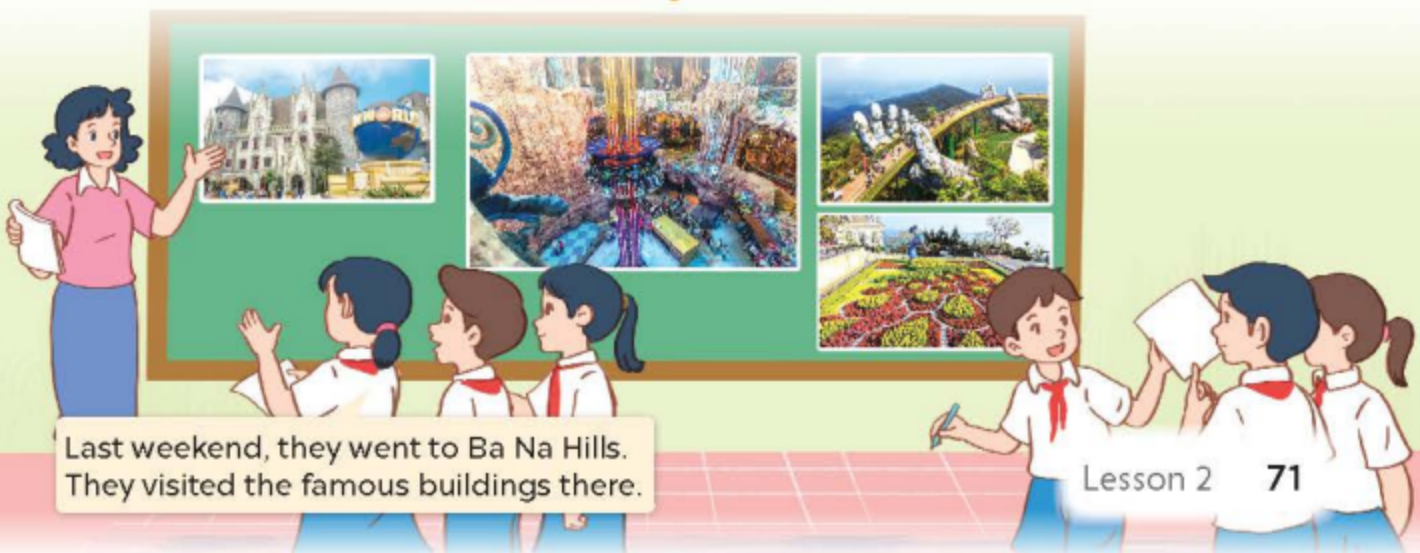


2. **A:** \_\_\_\_\_ go to a pagoda last November?  
**B:** No, we didn't. We \_\_\_\_\_ to a farm.  
**A:** What \_\_\_\_\_ you do there?  
**B:** We \_\_\_\_\_.



6 Let's play.

What did they do there?



Last weekend, they went to Ba Na Hills. They visited the famous buildings there.

## LESSON 3

### 1 Listen and repeat.

November We went to Sa Pa last November.

December They visited Da Lat last December.

### 2 Circle, listen and check.

- |                 |              |              |
|-----------------|--------------|--------------|
| 1. a. September | b. yesterday | c. Saturday  |
| 2. a. October   | b. Saturday  | c. December  |
| 3. a. banana    | b. bakery    | c. badminton |

### 3 Let's chant.

November, December.

November, December.

Where did you go last November?

We went to Ben Thanh Market last November.



November, December.

November, December.

Where did they go last December?

They went to Dong Xuan Market last December.



#### 4 Read and circle.

Minh's class went on an eco-tour last Sunday. They visited a farm near their school. They started their trip early and arrived there at 9 a.m. In the morning, they walked around the lake. Then they planted trees and vegetables with the farmers. That was fun! At noon, the farmers cooked lunch for them. They had rice, vegetables and chicken. In the afternoon, they watched a film about the farm. After that, they played some games and danced together. They went back to school late in the afternoon. What a great trip!

1. They visited a farm near their school last \_\_\_\_\_.  
a. Saturday                      b. Friday                      c. Sunday
2. They \_\_\_\_\_ trees with the farmers.  
a. planted                      b. looked at                      c. watered
3. They watched a film about the \_\_\_\_\_.  
a. flowers                      b. farm                      c. animals
4. They played \_\_\_\_\_ and danced together.  
a. football                      b. badminton                      c. some games

#### 5 Let's write.

Write about Mai's last school trip. (30 words)

- Where did Mai's class go on their last school trip?
- What did they do in the morning / afternoon / evening?

On Mai's last school trip, they went to \_\_\_\_\_. They \_\_\_\_\_

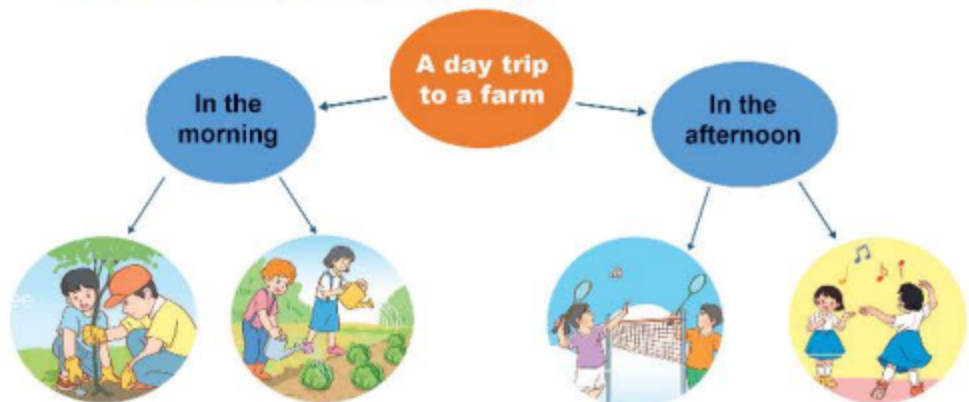
---

---

---

#### 6 Project

##### A mind map of your trip



Our class went on a day trip to a farm yesterday. In the morning, we planted trees. We \_\_\_\_\_.

# Review 2

## 1 Listen and tick.

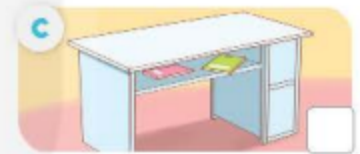
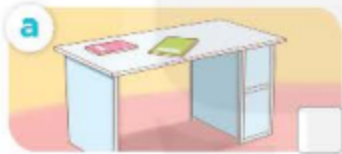
1. Where's the music room?



2. What school activity does Nam like?



3. Where are Mary's notebooks?



4. What did Minh and Mai do last Sunday?



5. What did Lucy and Linh do last weekend?



## 2 Ask and answer.

1. What school activity does Mai like?
2. Where are the crayons?
3. Whose picture is on the wall?
4. Do you like drawing pictures? Why?





### 3 Read and match.

1. Could you tell me the way to the art room?

2. What school activity does Minh like?

3. Whose set square is this?

4. Were you at Hoan Kiem Lake last weekend?

5. Why does Lan like reading books?

a. It's Lucy's.

b. Yes, we were.

c. Because she thinks it's interesting.

d. He likes doing projects.

e. Go upstairs. It's on the first floor.

### 4 Read and number.

Last Saturday, Lan and her class went to Ba Na Hills. They arrived there early in the morning. First, they walked over Golden Bridge. They enjoyed the cable car ride. Then they visited the old buildings and went to the wax museum. After that, they played some games at the amusement park. They went home late in the afternoon. Their trip was a lot of fun. I really want to visit Ba Na Hills again next summer.

- a. They visited the old buildings and the wax museum.
- b. They went home late in the afternoon.
- c. They played some games at the amusement park.
- d. Lan and her classmates walked over Golden Bridge and liked the cable car ride.

### 5 Let's write.

Write about your trip last Sunday. (30 words)

- Where did you go last Sunday?
- What did you do there in the morning?
- What did you do in the afternoon?
- How was your trip?

Last Sunday, I went to

\_\_\_\_\_

\_\_\_\_\_.

# Extension activities

1 Write the activities in the correct places. 

ice skating   horse riding   mountain biking   swimming in the sea  
skiing   taking photos   visiting a museum   playing beach volleyball

## Adventure holiday

- *hiking*
- \_\_\_\_\_
- \_\_\_\_\_

## Beach holiday

- *having a boat tour*
- \_\_\_\_\_
- \_\_\_\_\_

## Sightseeing holiday

- *shopping*
- \_\_\_\_\_
- \_\_\_\_\_

## Winter holiday

- *building a snowman*
- \_\_\_\_\_
- \_\_\_\_\_

2 Answer the questions about your last holiday. 

1. Where did you go?  
\_\_\_\_\_
2. What kind of holiday was it?  
\_\_\_\_\_
3. Who did you go with?  
\_\_\_\_\_
4. What did you do?  
\_\_\_\_\_
5. Did you enjoy the holiday? Why (not)?  
\_\_\_\_\_



3 Board game. Roll a dice. Listen and answer.

The board game consists of 12 numbered spaces arranged in a path. The spaces are:

- 1**: Beach scene with a red umbrella and people relaxing.
- 2**: Three children talking outdoors.
- 3**: Back to Start
- 4**: Two children hiking through a forest.
- 5**: Move ahead one space
- 6**: A person skiing in a snowy mountain landscape.
- 7**: Miss a turn
- 8**: People camping with tents in a forest.
- 9**: Move ahead two spaces
- 10**: Two children looking at a large white temple building by a lake.
- 11**: Two children at a campsite with a sign that says "CAMPSITE".
- 12**: Children camping with a tent and a campfire.

In the center of the board is a white die with black pips and two colored circles, one red and one blue.

# Wordlist

## Abbreviations

<b>adj</b>	adjective	<b>pre</b>	preposition
<b>adv</b>	adverb	<b>pro</b>	pronoun
<b>det</b>	determiner	<b>v</b>	verb
<b>n</b>	noun		

above (pre)	/ə'baʊ/	ở phía trên
active (adj)	/'æktɪv/	nhanh nhẹn, năng động, hăng hái
along (pre)	/ə'lɒŋ/	dọc theo
always (adv)	/'ɔ:lweɪz/	luôn luôn
American (adj)	/'æmərɪkən/	thuộc nước Mĩ, có quốc tịch Mĩ
appearance (n)	/ə'piərəns/	ngoại hình
aquarium (n)	/ə'kwɛəriəm/	bể kính nuôi cá
around (pre)	/ə'raʊnd/	xung quanh
arrive (v)	/ə'raɪv/	đến
Australian (adj)	/'ɒ'streɪliən/	thuộc nước Úc, có quốc tịch Úc
baseball (n)	/'beɪsbɔ:l/	bóng chày
beautifully (adv)	/'bju:tɪfli/	đẹp, hay
beside (pre)	/'bɪ'saɪd/	bên cạnh
best friend	/'bes 'frend/	bạn thân
board (n)	/'bɔ:d/	bảng (trên lớp học)
bookcase (n)	/'bʊkkeɪs/	tủ sách
building (n)	/'bɪldɪŋ/	toà nhà
campsite (n)	/'kæmpsaɪt/	địa điểm cắm trại

cartoon (n)	/'kɑ:tʊ:n/	phim hoạt hình
Chinese (adj)	/'tʃaɪ'nɪz/	thuộc nước Trung Quốc, có quốc tịch Trung Quốc
class (n)	/'klaɪs/	lớp học
clever (adj)	/'klevə/	thông minh, lanh lợi
colour (n)	/'kʌlə/	màu sắc
cool (adj)	/'ku:l/	thú vị
corridor (n)	/'kɒrɪdɔ:/	hành lang
country (n)	/'kʌntri/	đất nước
countryside (n)	/'kʌntrisaɪd/	nông thôn
cousin (n)	/'kʌzn/	anh, chị, em họ
crayon (n)	/'kreɪən/	bút sáp màu
dance (v)	/'da:ns/	nhảy, múa
difficult (adj)	/'dɪfɪkəlt/	khó
do projects	/'du: 'prɒdʒekts/	làm các bài tập dự án
dolphin (n)	/'dɒlfɪn/	cá heo
downstairs (adv)	/'daʊn'steəz/	xuống gác
easy (adj)	/'i:zi/	dễ
email (n)	/'i:meɪl/	thư điện tử
example (n)	/'ɪɡ'zɑ:mpəl/	ví dụ
firefighter (n)	/'faɪəfaɪtə/	lính cứu hoả
first (det)	/'fɜ:st/	thứ nhất
flat (n)	/'flæt/	căn hộ
floor (n)	/'flɔ:/	tầng
food (n)	/'fu:d/	đồ ăn
footballer (n)	/'fʊtbɔ:lə/	cầu thủ bóng đá



foreign (adj)	/'fɒrən/	nước ngoài, ngoại quốc
friendly (adj)	/'frendli/	thân thiện
fun (n)	/fʌn/	sự vui thích
funfair (n)	/'fʌnfeə/	hội chợ giải trí
future (n)	/'fju:tʃə/	tương lai
gardener (n)	/'gɑ:dənə/	người làm vườn
glue stick (n)	/'glu: ,stɪk/	keo dán
go (v)	/gəʊ/	đi
go for a walk	/gəʊ fə ə 'wɔ:k/	đi dạo bộ
good for group work	/gʊd fɔ: 'gru:p wɜ:k/	tốt, giúp ích cho hoạt động nhóm
grade (n)	/greɪd/	khối lớp
ground floor (n)	/,graʊnd 'flɔ: /	tầng trệt, tầng một
helpful (adj)	/'helpfl/	hay giúp đỡ, tốt bụng
hill (n)	/hɪl/	đồi
house (n)	/haʊs/	căn nhà
Indian (adj)	/'Indiən/	thuộc nước Ấn Độ, có quốc tịch Ấn Độ
in front of (pre)	/ɪn 'frʌnt əv/	ở phía trước
interesting (adj)	/'ɪntrəstɪŋ/	thú vị
Japanese (adj)	/,dʒæpə'ni:z/	thuộc nước Nhật Bản, có quốc tịch Nhật Bản
just (adv)	/dʒʌst/	chỉ
king (n)	/kɪŋ/	vua
lake (n)	/leɪk/	hồ nước
land (n)	/lænd/	đất nước, vùng đất

last (det)	/la:st/	trước (trong quá khứ)
listen (v)	/'lɪsn/	nghe
Malaysian (adj)	/mə'leɪzn/	thuộc nước Ma-lai-xi-a, có quốc tịch Ma-lai-xi-a
map (n)	/mæp/	bản đồ
memory game	/'meməri geɪm/	trò chơi trí nhớ
nationality (n)	/,næʃə'næləti/	quốc tịch
never (adv)	/'nevə/	không bao giờ
news (n)	/nju:z/	tin tức
ninety-three (93)	/'naɪnti θri: /	chín mươi ba (93)
often (adv)	/'ɒfn/	hay, thường
one hundred and sixteen (116)	/wʌn 'hʌndrəd ənd sɪks,tɪ:n/	một trăm mười sáu (116)
pagoda (n)	/pə'gəʊdə/	chùa
panda (n)	/'pændə/	gấu trúc
past (pre)	/pɑ:st/	qua
pencil sharpener (n)	/'pensl ʃɑ:pənə/	cái gọt bút chì
personality (n)	/,pɜ:sə'næləti/	tính cách
pink (n)	/pɪŋk/	màu hồng
plant (v)	/plɑ:nt/	trồng (cây)
play (v)	/pleɪ/	chơi
play games	/pleɪ 'geɪmz/	chơi trò chơi
queen (n)	/kwi:n/	hoàng hậu
rarely (adv)	/'reəli/	hiếm khi
read books	/ri:d 'bʊks/	đọc sách
really (adv)	/'ri:əli/	rất
report (v)	/rɪ'pɔ:t/	đưa (tin)

reporter (n)	/rɪ'pɔ:tə/	phóng viên
Rose Garden	/rəʊz 'gɑ:dən/	Vườn Hồng
sandwich (n)	/'sænwɪtʃ/	bánh mì kẹp
set square (n)	/'set skweə/	cái ê - ke
solve maths problems	/sɒlv məθs 'prɒbləmz/	giải các bài toán
sometimes (adv)	/'sʌmtaɪmz/	thỉnh thoảng
start (v)	/stɑ:t/	bắt đầu
storybook (n)	/'stɔ:ri:bʊk/	sách truyện
sun (n)	/sʌn/	mặt trời
sure (adj)	/ʃɔ:/	chắc chắn
surf the Internet	/sɜ:f ði 'ɪntənət/	lướt mạng In-tơ-nét
survey (n)	/'sɜ:veɪ/	cuộc khảo sát
table tennis (n)	/'teɪbl tenɪs/	môn bóng bàn
theatre (n)	/'θiətə/	nhà hát
theme park (n)	/'θi:m pa:k/	công viên giải trí
third (det)	/θɜ:d/	thứ ba
thirty-eight (38)	/'θɜ:ti eɪt/	ba mươi tám (38)

together (adv)	/tə'geðə/	cùng, cùng với, cùng nhau
tower (n)	/'taʊə/	toà tháp
travel (v)	/'trævl/	đi lại, đi chuyển
twenty-three (23)	/'twenti θri:/	hai mươi ba (23)
under (pre)	/'ʌndə/	ở phía dưới
upstairs (adv)	/,ʌp'steəz/	lên gác
useful (adj)	/'ju:sfl/	có ích, hữu ích
usually (adv)	/'ju:zʊəli/	thường thường
violin (n)	/'vaɪə'li:n/	đàn vi-ô-lông
visit (v)	/'vɪzɪt/	thăm
walk (v)	/wɔ:k/	đi bộ
want (v)	/wɒnt/	muốn
watch (v)	/wɒtʃ/	xem
water the flowers	/'wɔ:tə ðə 'flaʊəz/	tưới hoa
writer (n)	/'raɪtə/	nhà văn
yesterday (adv)	/'jestədeɪ/	ngày hôm qua
yourself (pro)	/jɔ: 'self/	bản thân bạn

KẾT NỐI TRÍ THỨC  
VỚI CUỘC SỐNG



# Tiếng Anh 5

GLOBAL  
SUCCESS

  
hoclieu.vn



## TÀI NGUYÊN HỖ TRỢ DẠY – HỌC SGK TIẾNG ANH – GLOBAL SUCCESS

[www.hoclieu.vn](http://www.hoclieu.vn)

1. Sách bài tập
2. Sách giáo viên
3. Giáo án minh hoạ
4. Bài giảng điện tử
5. Audio (SHS, SBT, để kiểm tra)
6. Tranh tình huống
7. Bộ quân rối
8. Thẻ từ
9. Sách mềm SHS, SBT (phiên bản dành cho giáo viên)
10. Sách mềm SHS, SBT (phiên bản dành cho học sinh)
11. Kế hoạch dạy học
12. Video tiết dạy minh hoạ
13. Video hướng dẫn phát âm
14. Ngân hàng đề kiểm tra
15. Học liệu thông minh
16. Tài liệu mở rộng

### Các đơn vị đầu mối phát hành:

- |                      |  |                           |
|----------------------|--|---------------------------|
| <b>*Miền Bắc:</b>    | CTCP Đầu tư và Phát triển Giáo dục Hà Nội<br>Địa chỉ: Toà nhà văn phòng HEID, ngõ 12 Láng Hạ, Ba Đình, Hà Nội                  | Điện thoại: 024 3512 3939 |
| <b>*Miền Trung:</b>  | CTCP Đầu tư và Phát triển Giáo dục Đà Nẵng<br>Địa chỉ: 145 Lê Lợi, Hải Châu 1, Hải Châu, Đà Nẵng                               | Điện thoại: 023 6388 9954 |
| <b>*Miền Nam:</b>    | CTCP Đầu tư và Phát triển Giáo dục Phương Nam<br>Địa chỉ: 231 Nguyễn Văn Cù, P.4, Quận 5, TP. Hồ Chí Minh                      | Điện thoại: 028 7303 5556 |
| <b>Sách điện tử:</b> | <a href="https://hanhtrangso.nxbgd.vn">https://hanhtrangso.nxbgd.vn</a><br><a href="https://hoclieu.vn">https://hoclieu.vn</a> |                           |

Kích hoạt để mở học liệu điện tử: Cào lớp nhũ trên tem để nhận mã số. Truy cập <https://hanhtrangso.nxbgd.vn> và nhập mã số tại biểu tượng chìa khoá.

